

WILO-PD SERIES

Submersible Drainage Pumps

wilo



WILO-PD SERIES

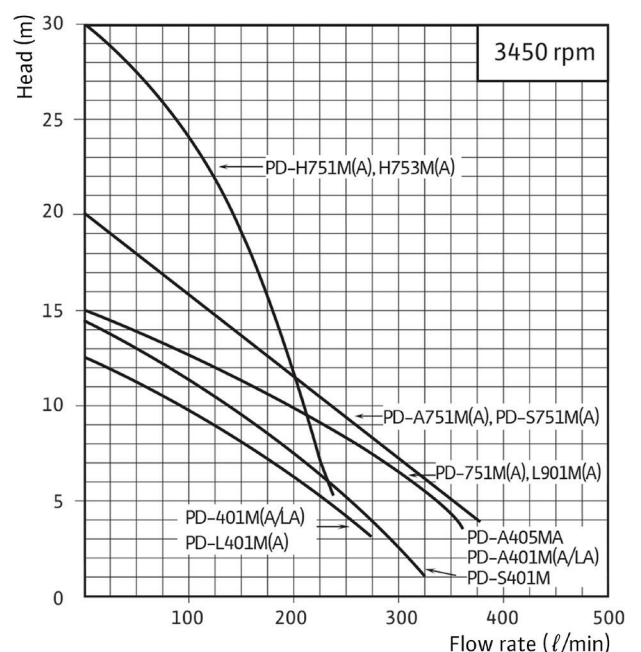
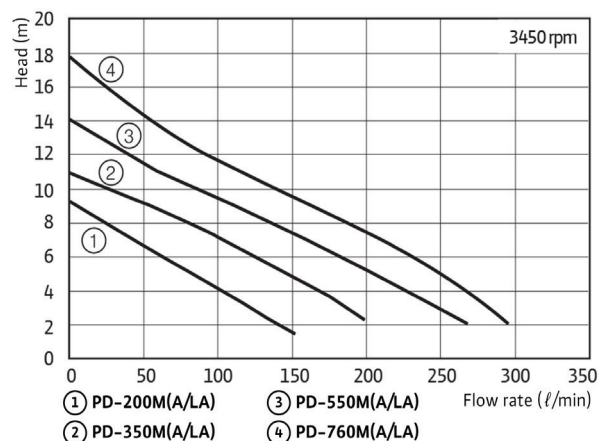
Submersible Drainage Pumps

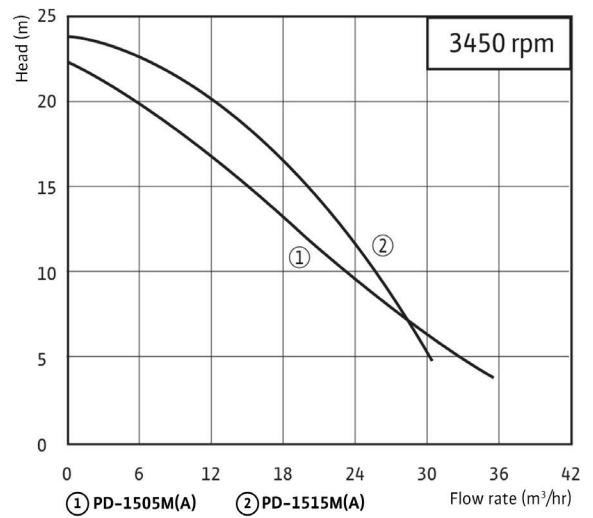
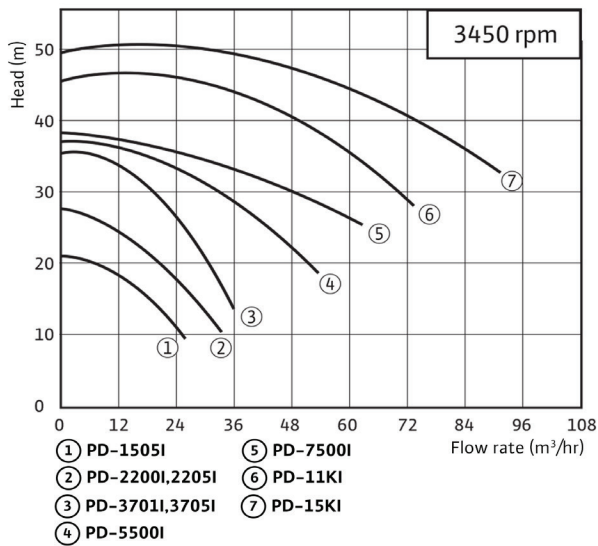
Product Features

- Minimum residual water-level.
- Integrated motor cooling
- Weight lightning and easy transportation
- Powerful performance up to max head (21m) and flow rate (ℓ 550) in 2HP range.
- Stainless steel shaft.
- Perfect selling wit double mechanical seal and oil seal.
- Thermal protection.

Application

- Drainage for water tank, basement and handy sewage facility, general usages, wastewater treatment, construction site agriculture and flood control.
- General drainage with solids (solid size: under strainer suction bore)
- Drainage for waste water treatment and small disposal facility.
- Drainage for small fountain and artificial water falls.
- Drainage for agriculture and horticulture.
- Drainage for underground commercial facility, building basement, mahine room and sanitation as well as underground leachate.





Technical Data											
Model	Power Source	Output (W)	Discharge (mm)	Auto Coupling	Head (m)	Flowrate (ℓ/min)	Max. Head	Max. Flowrate (ℓ/min)			
PD-200M(A/LA)	Single Phase 220V 60Hz	200	20, 25, 32, 1 1/4"	-	1	130	9	140			
PD-350M(A/LA)		350	25, 32, 1 1/4"			180	11	190			
PD-550M(A/LA)		700	50(2")		7	145	14	250			
PD-760M(A/LA)		1,100	50(2")			200	18	300			
PD-S401M		600	50(2")		7	200	14	290			
PD-S751M(A)		950				300	18	370			
PD-A401M(A/LA)		600				200	13	290			
PD-A751M(A)		950				250	18	370			
PD-401M(A/LA)		400	40(1 1/2")		AD-50	7	150	11	250		
PD-L401M(A)					-		7	250	14	350	
PD-405M(A)		950	50(2")	AD-50	20	120	28	230			
PD-751M(A)		950	40(1 1/2")	-	20	120	28	230			
PD-L901M(A)		950	50(2")	-							
PD-H751M(A)		80	20,25 (1")	-	-	-	5	70			
PD-1505M(A)		3Phase 380V, 60Hz	1.5(2HP)	∅80(3")	-	10	350	-	-		
PD-1515M(A)				∅50(2")	AD-50	14	300	-	-		
PD-1505I			2.2(3HP)	∅80(3")	AD-65/80	21	18	-	-		
PD-2200I								∅65	-	-	
PD-2205I	∅80(3")			30			-	-			
PD-3701I							∅65	-	-		
PD-3705I	3.7(5HP)		∅80(3")	AD-80	25	36	-	-			
PD-5500I	5.5(7.5HP)		∅80(3")	AD-100	30	48	-	-			
PD-7500I	7.5(10HP)		∅100(4")				33	66	-	-	
PD-11KI	11(15HP)								40	72	-
PD-15KI	15(20HP)	-									-

Authorized Distributor:

www.trimcorph.com

TRIMCOR TRIUMPH MACHINERY CORPORATION
 THE PUMP, MOTOR & DRIVES SPECIALIST