


# High-pressure pumps

## Series HP45





# General

## Description / Application

Multi-stage high pressure pumps for water supply, irrigation and industrial applications, for hot and cold water circulation, fire fighting, boiler feed and pressure boosting installations. Suitable for all clean or slightly dirty non-corrosive liquids (e.g. water, oil, etc.) up to a viscosity of 150 mm<sup>2</sup>/s (cSt).

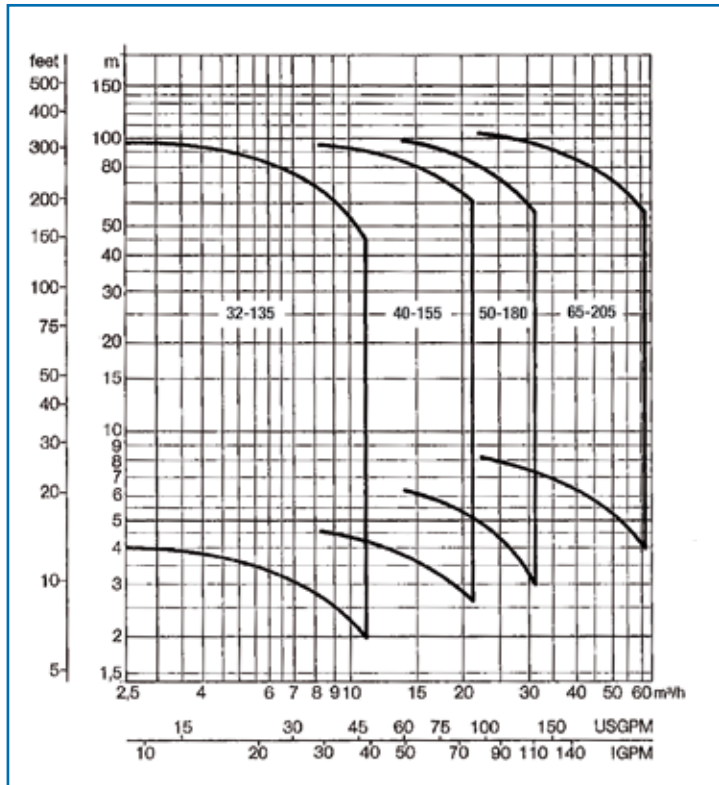
## Arrangement A



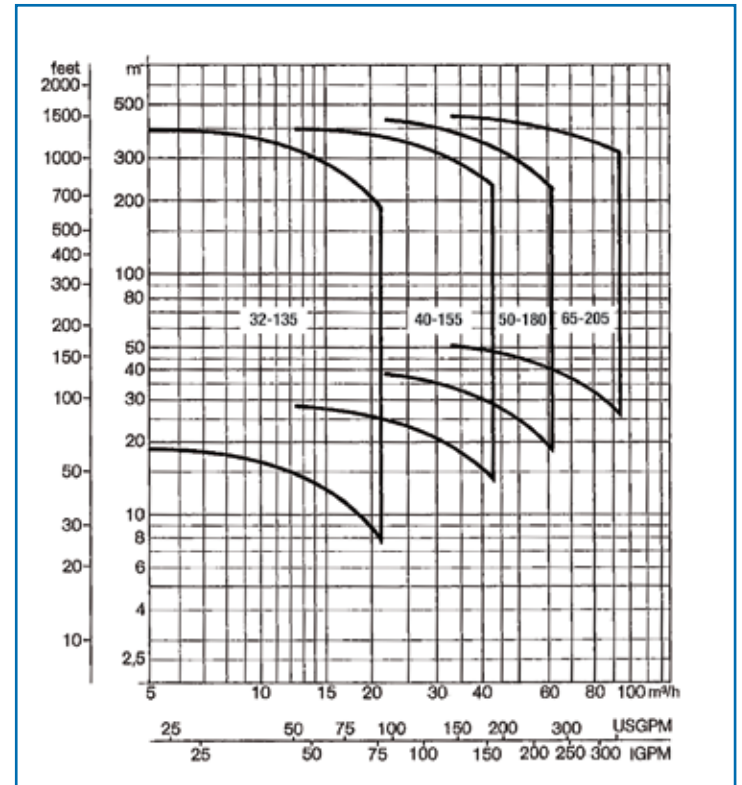
## Arrangement S



## Speed 1450 rpm



## Speed 2900 rpm



# Range of application

## Maximum number of stages and nominal motor power

Pump type	Stages at speed				Nominal motor power [hp] at speed			
	1450	1750	2900	3500	1450	1750	2900	3500
32-135	14	14	14	10	6	9	41	41
40-155, horizontal	14	14	12	7	15	21	74	74
40-155, vertical	14	14	12	7	15	21	61	61
50-180	13	13	8	6	25	41	101	101
65-205	11	11	7	4	41	61	148	148

## Maximum permissible pump end pressure

Casing material	Max. permissible pump end pressure at pump type			
	32-135	40-155	50-180	65-205
EN-GJL-250	580 psi (40 bar)	580 psi (40 bar)	580 psi (40 bar)	580 psi (40 bar)
CuSn10-C	580 psi (40 bar)	508 psi (35 bar)	435 psi (30 bar)	508 psi (35 bar)
1.4408	725 psi (50 bar)	725 psi (50 bar)	580 psi (40 bar)	725 psi (50 bar)

Pump end pressure = suction pressure + pump delivery head at zero capacity.

Shaft seal	Max. operating temperature	Max. permissible pump end pressure
Gland packing	-4°F up to +230°F	580 psi (40 bar)
Mechanical seal, unbalanced (cast chrome/carbon)	-4°F up to +230°F	174 psi (12 bar)
Mechanical seal, unbalanced (hard metal/carbon)	-4°F up to +285°F	174 psi (12 bar)
Mechanical seal, unbalanced (hard metal/hard metal)	-4°F up to +175°F	174 psi (12 bar)
Mechanical seal, balanced (hard metal/carbon)	-4°F up to +285°F	580 psi (40 bar)
Mechanical seal, balanced (hard metal/hard metal)	-4°F up to +175°F	580 psi (40 bar)

## Velocities in pipes and fittings

In order to reduce noise levels and friction in suction and discharge pipes caused by excessive flow we recommend the following values:

- 6.6 ft/s max. in suction piping
- 9.8 ft/s approx. in discharge piping

# Technical details

## Shaft

### Arrangement A, horizontal

The shaft rotates in two external grease packed ball bearings and is protected throughout its length by extended impeller hubs and sleeves in the sealing areas.

### Arrangement S, vertical

The shaft rotates in a sleeve bearing contained in the suction casing / pump base. Axial location is provided by the motor bearing which also absorbs the residual thrust of the pump rotor attached to the motor shaft by a rigid coupling.

## Shaft seal

### Arrangement A, horizontal

Gland packings or mechanical seals at the suction and delivery side. An interconnecting by-pass pipe re-circulates liquid from the delivery side sealing to the suction sealing, thus reducing the sealing pressure of the delivery sealing whilst providing lubrication and water sealing for the suction sealing.

### Arrangement S, vertical

No shaft sealing required at suction side. Delivery side see arrangement A.

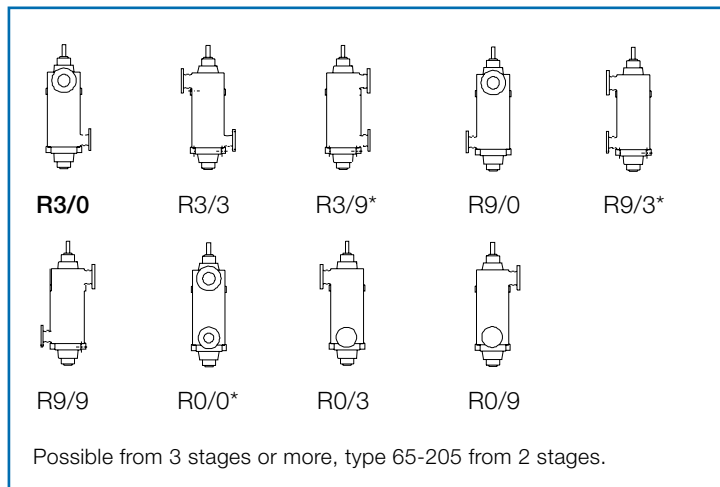
## Branch position

### Arrangement A, horizontal

Standard arrangement R3/0. Suction and delivery branch to same direction is possible from 3 stages or more. With type 65-205 from 2 stages or more.

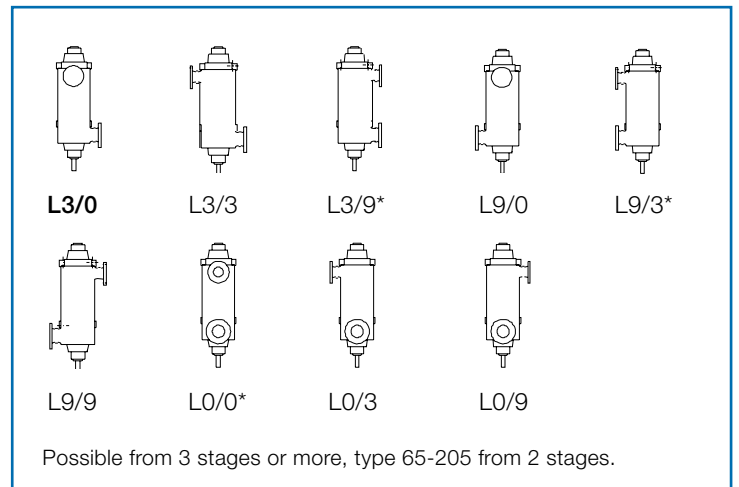
### Drive at delivery side (standard)

(Pump for clockwise rotation) Rotation direction of pump shaft is clockwise, seen from drive end.



### Drive at suction side (optional)

(Pump for anti-clockwise rotation) Rotation direction of pump shaft is anti-clockwise, seen from drive end.

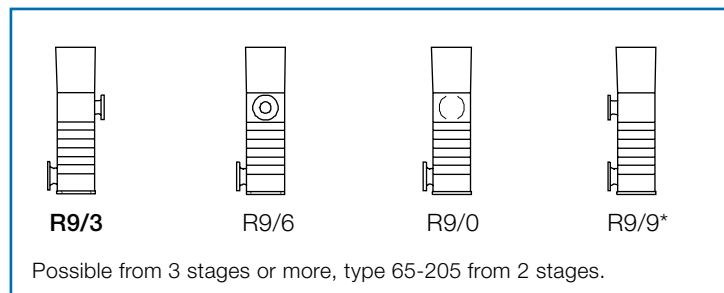


# Technical details

## Branch position

### Arrangement S, vertical

Standard arrangement R9/3. Suction and delivery branch to same direction is possible from 3 stages or more. With type 65-205 from 2 stages or more.



## Auxiliary connections

Draining of suction and discharge casing R3/8", gland leakage on motor stool R3/8", vent and manometer connections on suction and delivery side R1/4".

## Base frames

Pump and motor assembled on steel base frame, to be fixed to the concrete foundations by screws and to be filled with concrete afterwards, if required.

## Coupling

### Arrangement A, E

Connection between pump and IEC standard motor by flexible coupling N-Eupex, type B. Protection of flexible coupling against touching by simple coupling guard.

### Arrangement S

Connection between pump and IEC standard motor by disc coupling. The coupling is positioned within the motor stool and thus protected against touching.

## Speed

Maximum speed is 3500 rpm (60 Hz). Pay attention to the maximum permissible head and operating pressure.

## Rotation

Rotation direction in standard arrangement to the right (i.e. clockwise rotation), seen to the free shaft end. In special cases direction to the left with suction side drive is possible.

## Drive

### Arrangement A, horizontal

In general by IEC standard motor in form B3, horizontal with supporting feet.

### Arrangement S, vertical

In general by IEC standard motor in form V1, with flange connection according to DIN 42948.

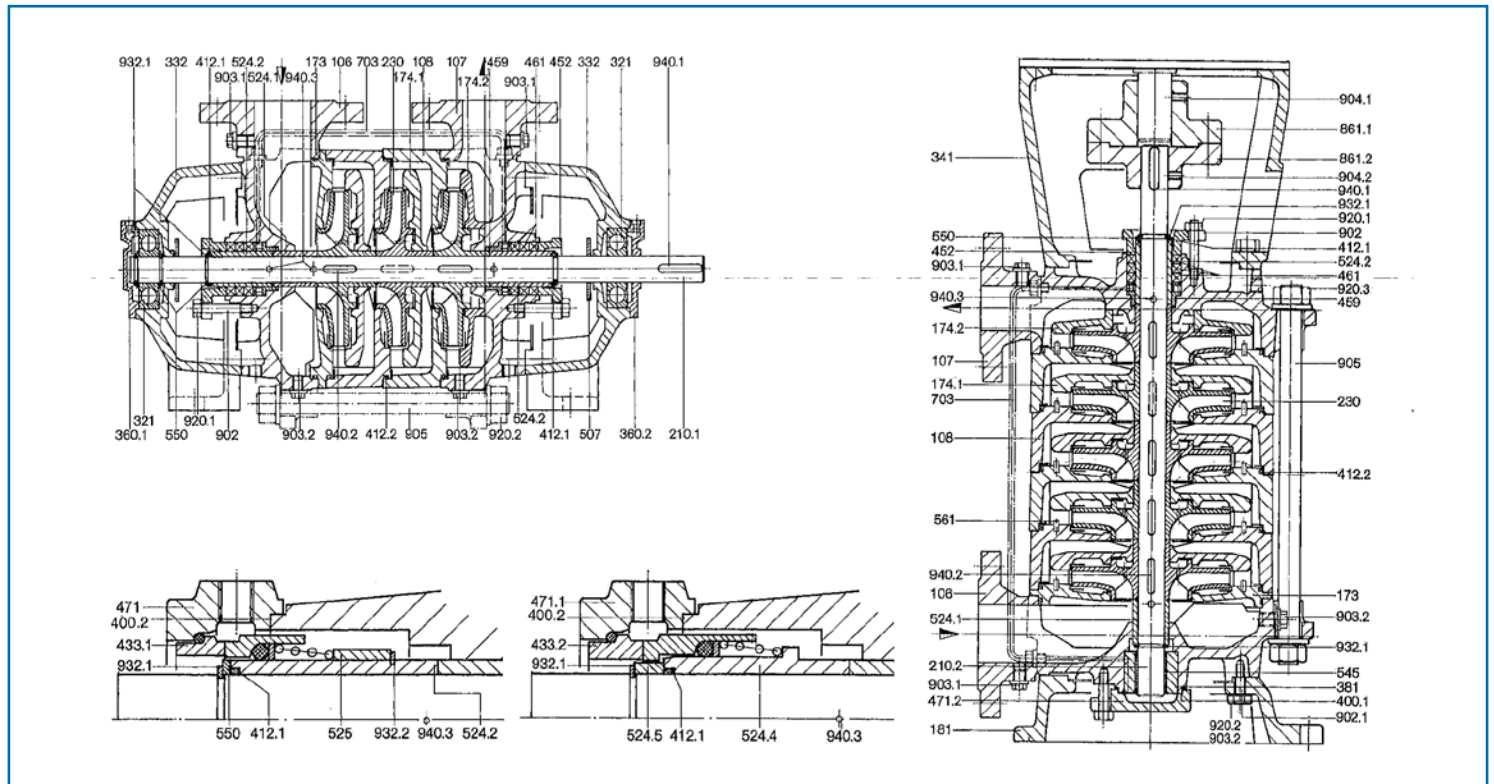
# Materials

The standard materials of construction for the main pump components are shown below together with details of alternative materials available. The foreign material designations stated (BS, ASTM, NF) are approximate equivalents to the DIN materials used. Special materials (e.g. stainless steel) upon request.

VDMA	Description	Standard materials according to				Alternative materials according to			
		DIN	BS	ASTM	NF	DIN	BS	ASTM	NF
106	Suction casing	EN-GJL-250 EN-JL 1040	Grade 250	Class 40B	FGL 250	CuSn 10-C CC480K	1400 PB 1-c		UE 10 A 53-707
107	Delivery casing	EN-GJL-250 EN-JL 1040	Grade 250	Class 40B	FGL 250	CuSn 10-C CC480K	1400 PB 1-c		UE 10 A 53-707
108	Interstage casing	EN-GJL-250 EN-JL 1040	Grade 250	Class 40B	FGL 250	CuSn 10-C CC480K	1400 PB 1-c		UE 10 A 53-707
174	Diffuser insert	EN-GJL-200 EN-JL 1030	Grade 220	Class 30B	FGL 200	CuSn 10-C CC480K	1400 PB 1-c		UE 10 A 53-707
181	Pump base	EN-GJL-200 EN-JL 1030	Grade 220	Class 30B	FGL 200				
210	Shaft	1.4021	970 Gr 420 S 29	AISI TP 420	Z 20 C 13	1.4401/ 1.4404	970/4 316 S 16	Typ 316 A276	Z6 CND 17-11 A 35-574
230	Impeller	EN-GJL-200 EN-JL 1030	Grade 220	Class 30B	FGL 200	CuSn 10-C CC480K	1400 PB 1-c		UE 10 A 53-707
332	Bearing housing	EN-GJL-200 EN-JL 1030	Grade 220	Class 30B	FGL 200				
341	Motor stool	EN-GJL-200 EN-JL 1030	Grade 220	Class 30B	FGL 200				
360	Bearing cover	EN-GJL-200 EN-JL 1030	Grade 220	Class 30B	FGL 200				
381	Bearing cartridge	EN-GJL-200 EN-JL 1030	Grade 220	Class 30B	FGL 200				
412.2	O-ring	NBR Perbunan	NBR	NBR	NBR	EPDM	EPDM	EPDM	EPDM
433.1	Mechanical seal, unbalanced	cast chrome / carbon viton				hard metal / carbon viton			
433.2	Mechanical seal, balanced	hard metal / carbon viton				hard metal / hard metal viton			
452	Gland	EN-GJL-200 EN-JL 1030	Grade 220	Class 30B	FGL 200	CuSn 10-C CC480K	1400 PB 1-c		UE 10 A 53-707
459	Lantern ring	EN-GJL-200 EN-JL 1030	Grade 220	Class 30B	FGL 200	CuSn 10-C CC480K	1400 PB 1-c		UE 10 A 53-707
461	Gland packing	Buraflon							
502	Casing wear ring (only metal execution)					CuSn 12-C CC483K	1400 PB 1-c		UE 14
524.2	Shaft sleeves	Packing	CuZn 40 Al 2			1.4401/ 1.4404	970/4 316 S 16	Typ 316 A276	Z6 CND 17-11 A 35-574
		Mec. Seal	1.4021	970 Gr 420 S 29	AISI TP 420				
525	Distance sleeve	Mec. Seal	CuZn 40 Al 2			CuAl 10 Fe			
542	Neck bush (only metal execution)					G-CuPB 15 Sn 2.1182	LB1 1400	Alloy 3 D	U-Pb 15 E8 A 53 751
545	Bearing bush	G-CuPb 15 Sn 2.1182	LB 1 1400	Alloy 3 D	U-Pb 15 E8 A53 751	G-CuPB 15 Sn 2.1182	LB1 1400	Alloy 3 D	U-Pb 15 E8 A 53 751
861	Disc coupling	EN-GJL-200 EN-JL 1030	Grade 220	Class 30B	FGL 200				

# Cross section and parts list

## Cross section



## Parts list

Part	Description
106	Suction casing
107	Delivery casing
108	Interstage casing
173	Diffuser plate
174.1	Diffuser insert
174.2	Diffuser insert
181	Pump base
210.1	Shaft
210.2	Shaft
230	Impeller
321	Groove ball bearing
332	Bearing housing
341	Motor stool
360.1	Bearing cover
360.2	Bearing cover
381	Bearing cartridge
400.1	Gasket
400.2	Gasket

Part	Description
412.1	O-ring
412.2	O-ring
433.1	Mechanical seal, unbalanced
433.2	Mechanical seal, balanced
452	Gland
459	Lantern ring
461	Gland packing
471.1	Seal cover
471.2	Seal cover
507	Thrower ring
524.1	Shaft sleeve
524.2	Shaft sleeve
524.4	Shaft sleeve
524.5	Shaft sleeve
525	Distance sleeve
545	Bearing bush
550	Distance ring
561	Dowel pin

Part	Description
703	Bypass pipe
861.1	Coupling half
861.2	Coupling half
902	Stud
902.1	Stud
902.2	Stud
903.1	Plug
903.2	Drain plug
904.1	Grup screw
904.2	Grup screw
905	Tie bolt
920.1	Hexagon nut
920.2	Hexagon nut
932.1	Circlip
932.2	Circlip
940.1	Key
940.2	Key
940.3	Key



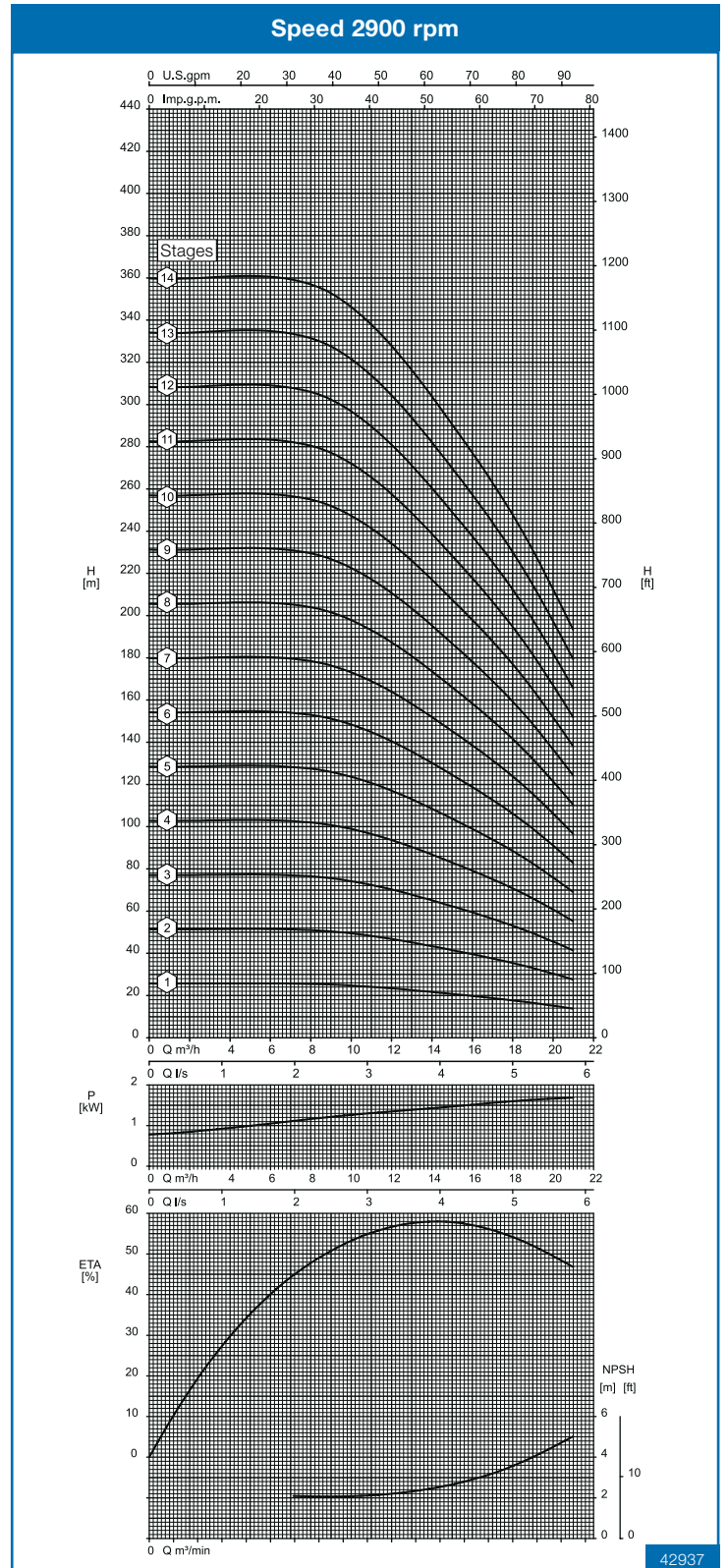
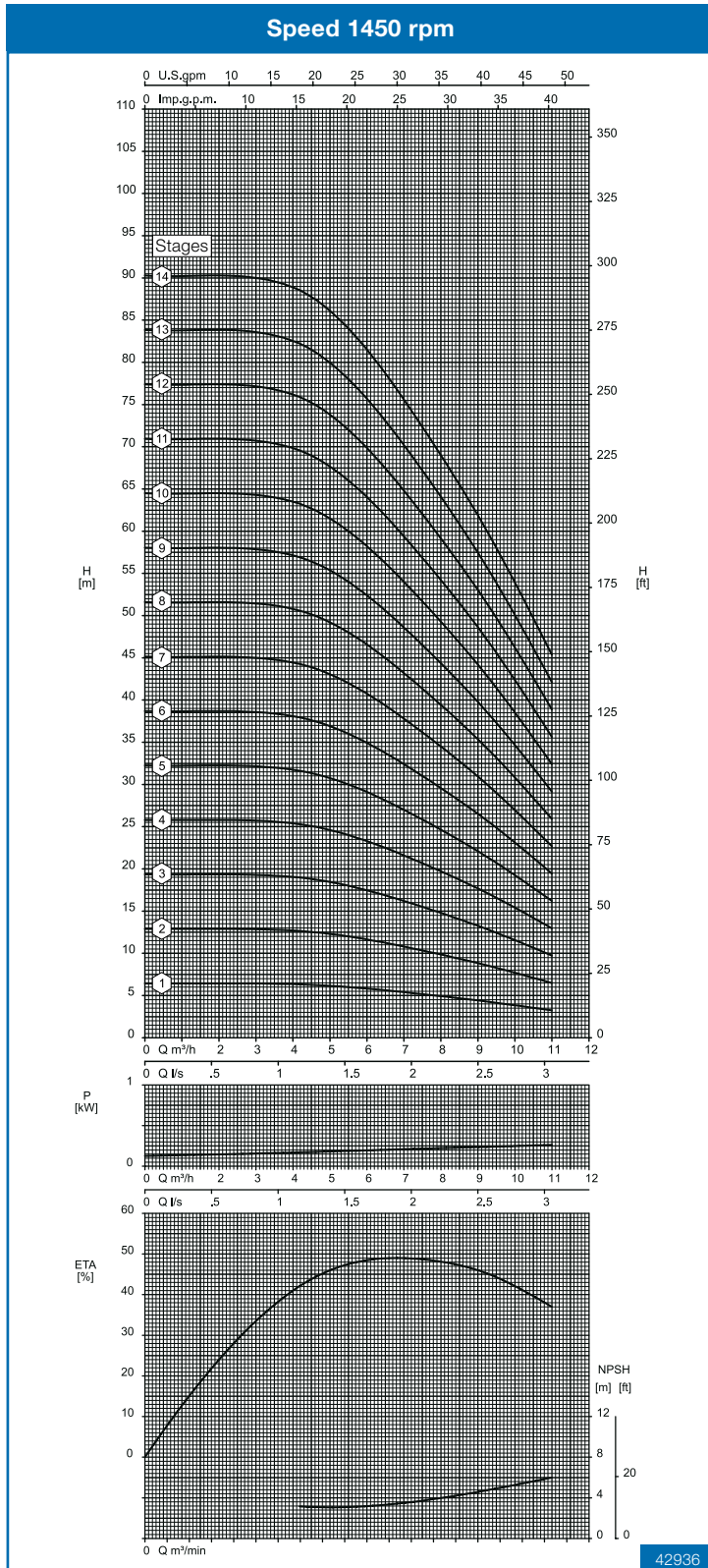
# Performance curve

## Frequency 50 Hz

### Pump type 32-135.1

#### Notes to performance curves

- Curves valid according to DIN EN ISO 9906/2B.
- Power data refers to clean water, density 62.43 lb/ft<sup>3</sup>, viscosity 0.038751 ft<sup>2</sup>/h.
- All duty points between the individual stage characteristics can be achieved by adapting the impeller diameters.



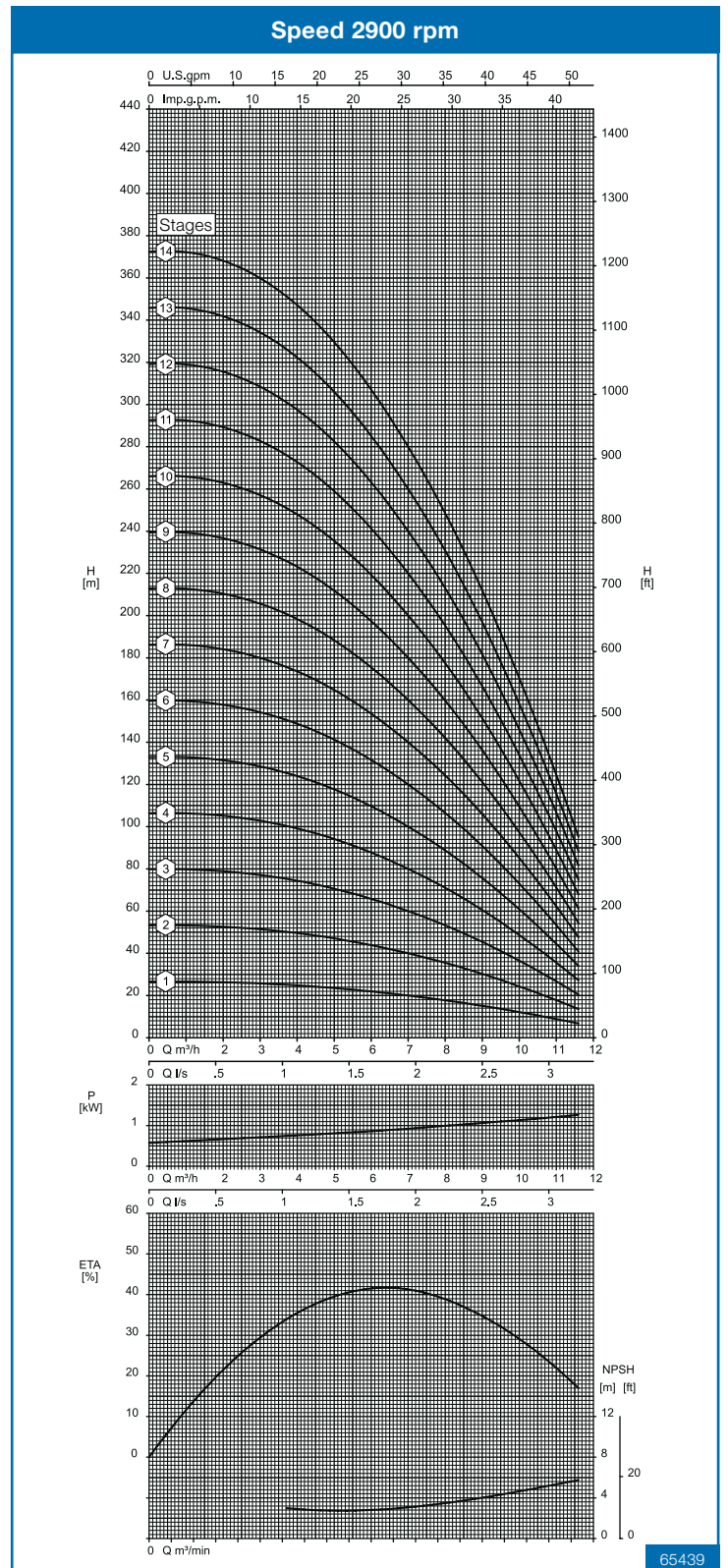
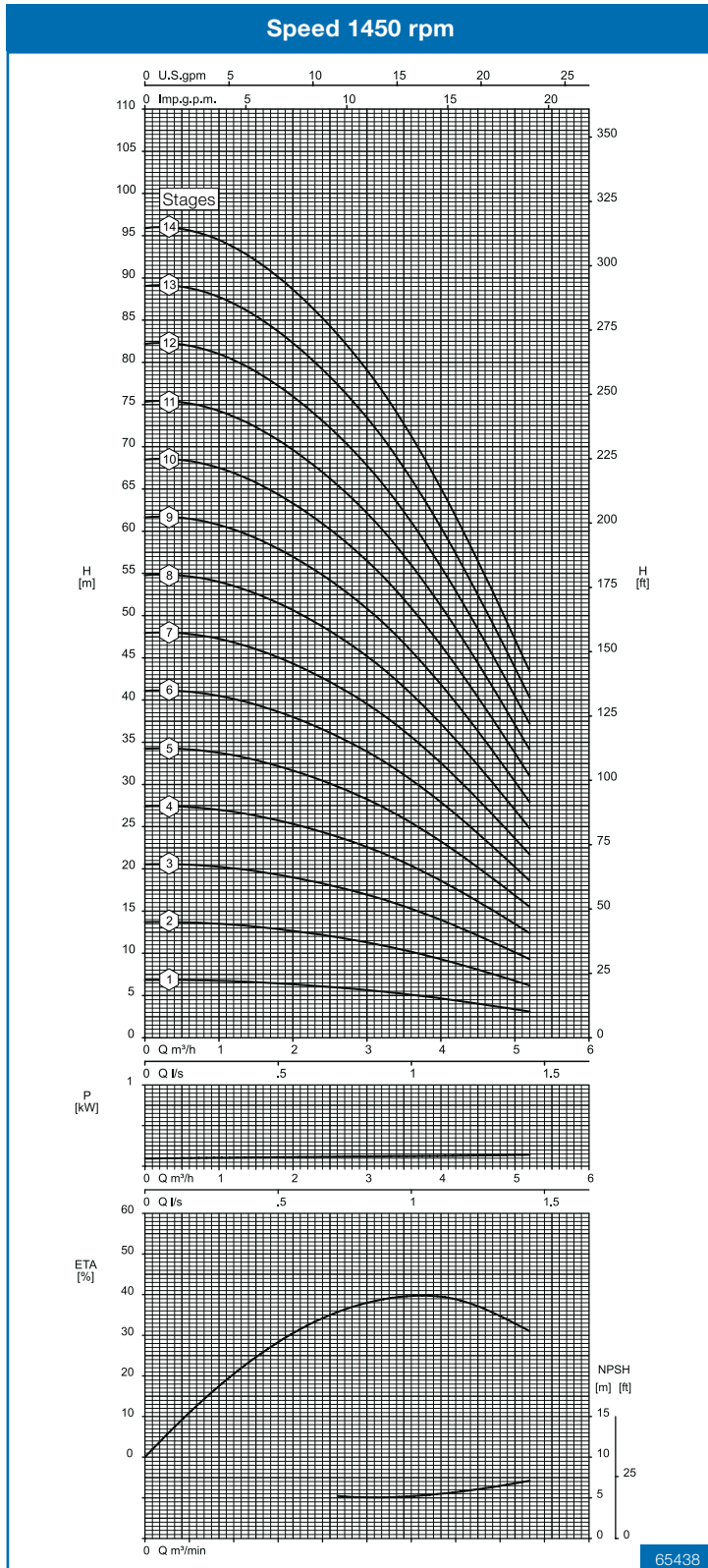
# Performance curve

## Frequency 50 Hz

### Pump type 32-135.2

#### Notes to performance curves

- Curves valid according to DIN EN ISO 9906/2B.
- Power data refers to clean water, density 62.43 lb/ft<sup>3</sup>, viscosity 0.038751 ft<sup>2</sup>/h.
- All duty points between the individual stage characteristics can be achieved by adapting the impeller diameters.



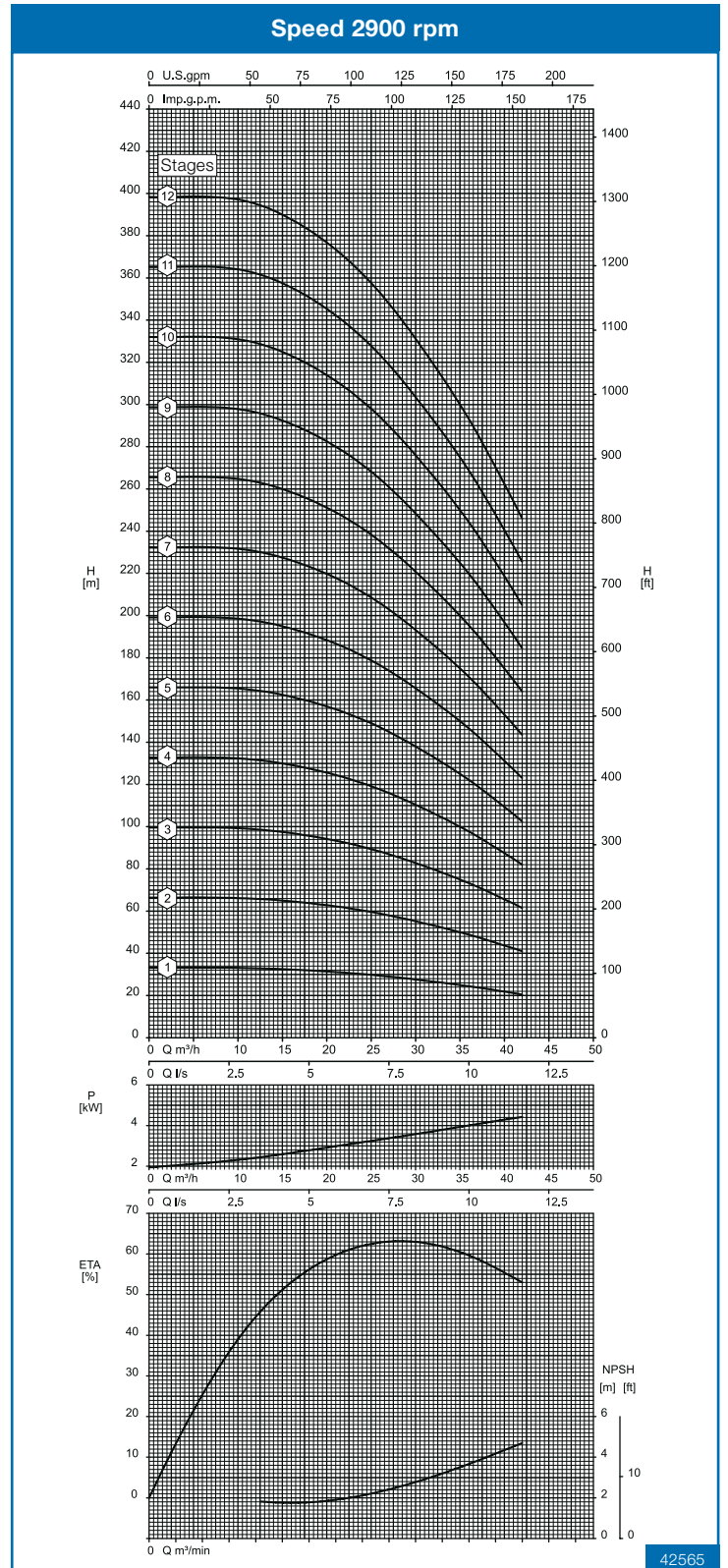
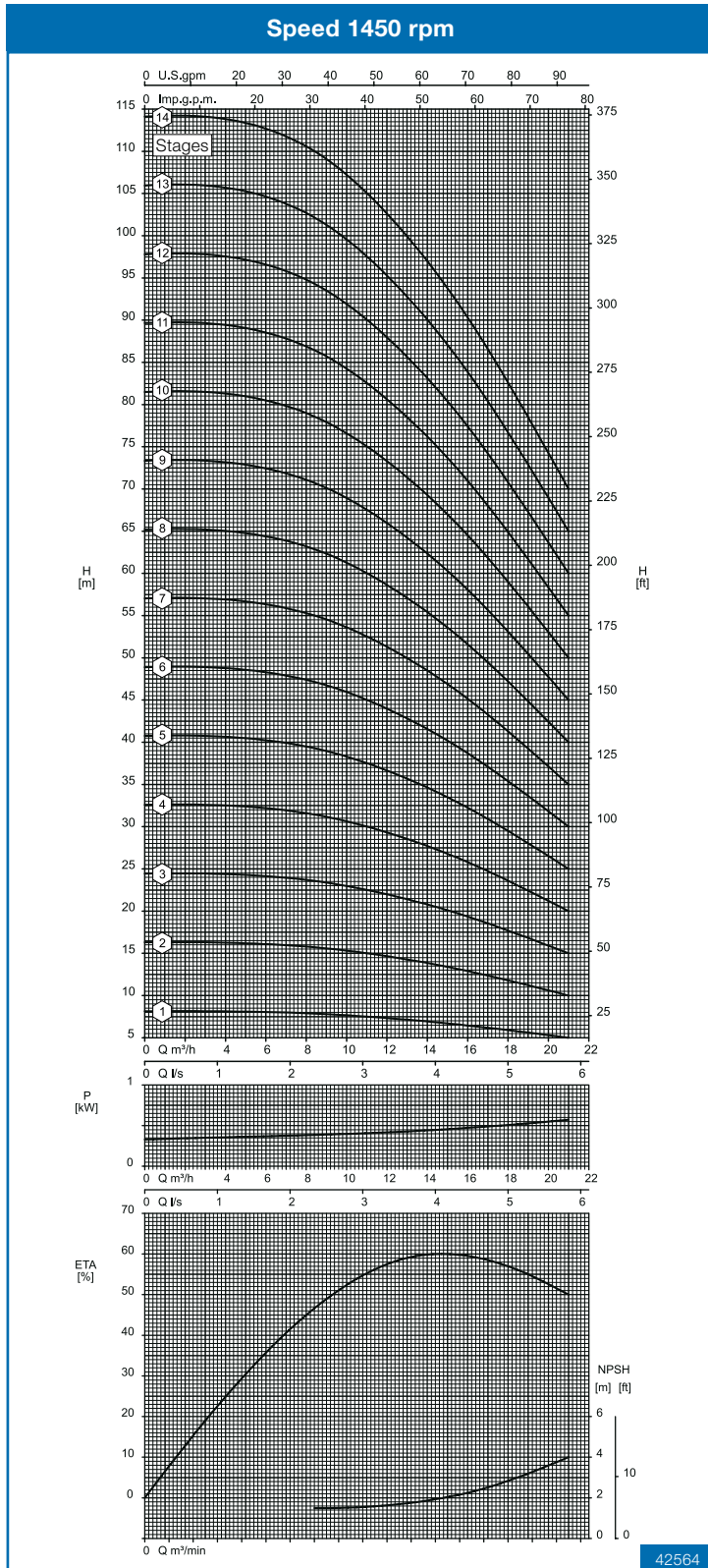
# Performance curve

## Frequency 50 Hz

### Pump type 40-155.1

**Notes to performance curves**

- Curves valid according to DIN EN ISO 9906/2B.
- Power data refers to clean water, density 62.43 lb/ft<sup>3</sup>, viscosity 0.038751 ft<sup>2</sup>/h.
- All duty points between the individual stage characteristics can be achieved by adapting the impeller diameters.





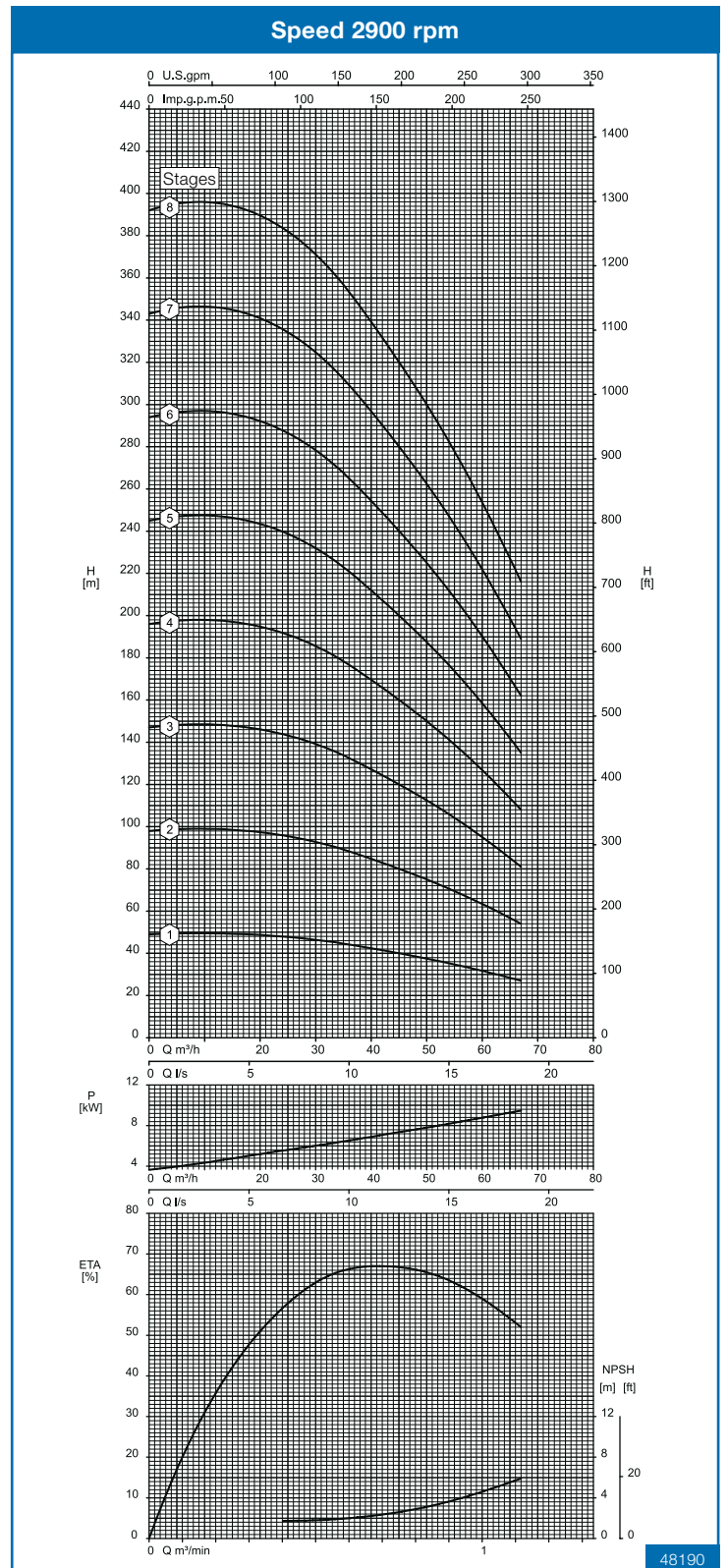
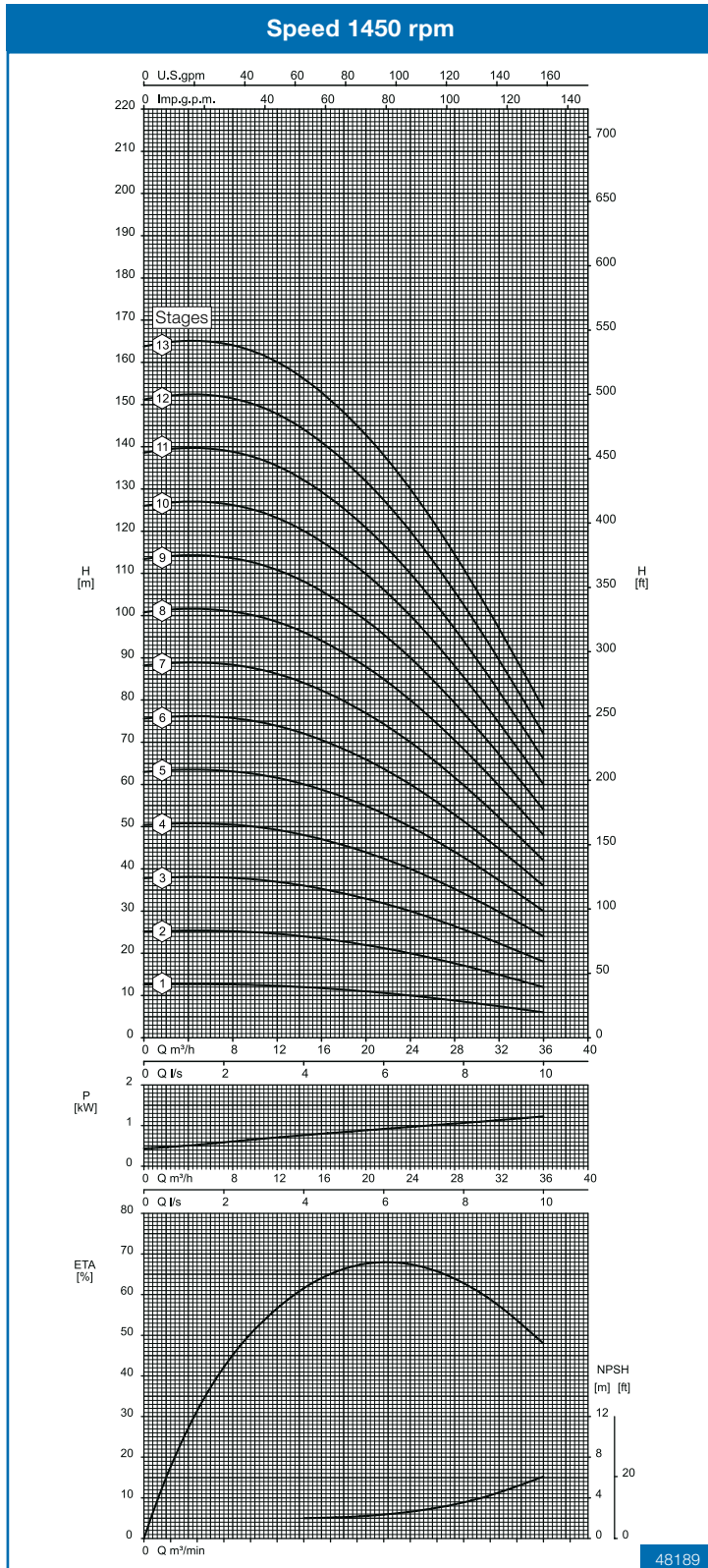
# Performance curve

## Frequency 50 Hz

### Pump type 50-180.1

#### Notes to performance curves

- Curves valid according to DIN EN ISO 9906/2B.
- Power data refers to clean water, density 62.43 lb/ft<sup>3</sup>, viscosity 0.038751 ft<sup>2</sup>/h.
- All duty points between the individual stage characteristics can be achieved by adapting the impeller diameters.



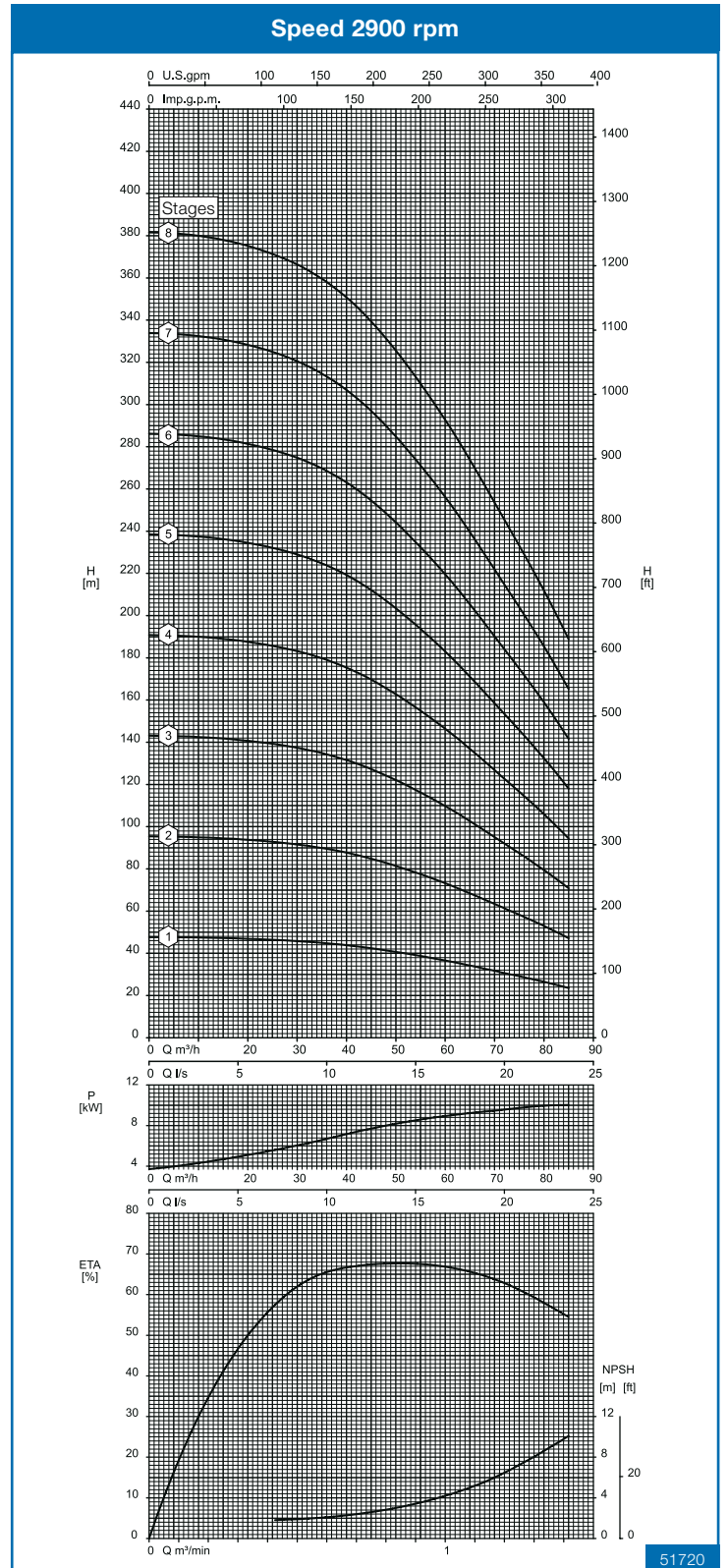
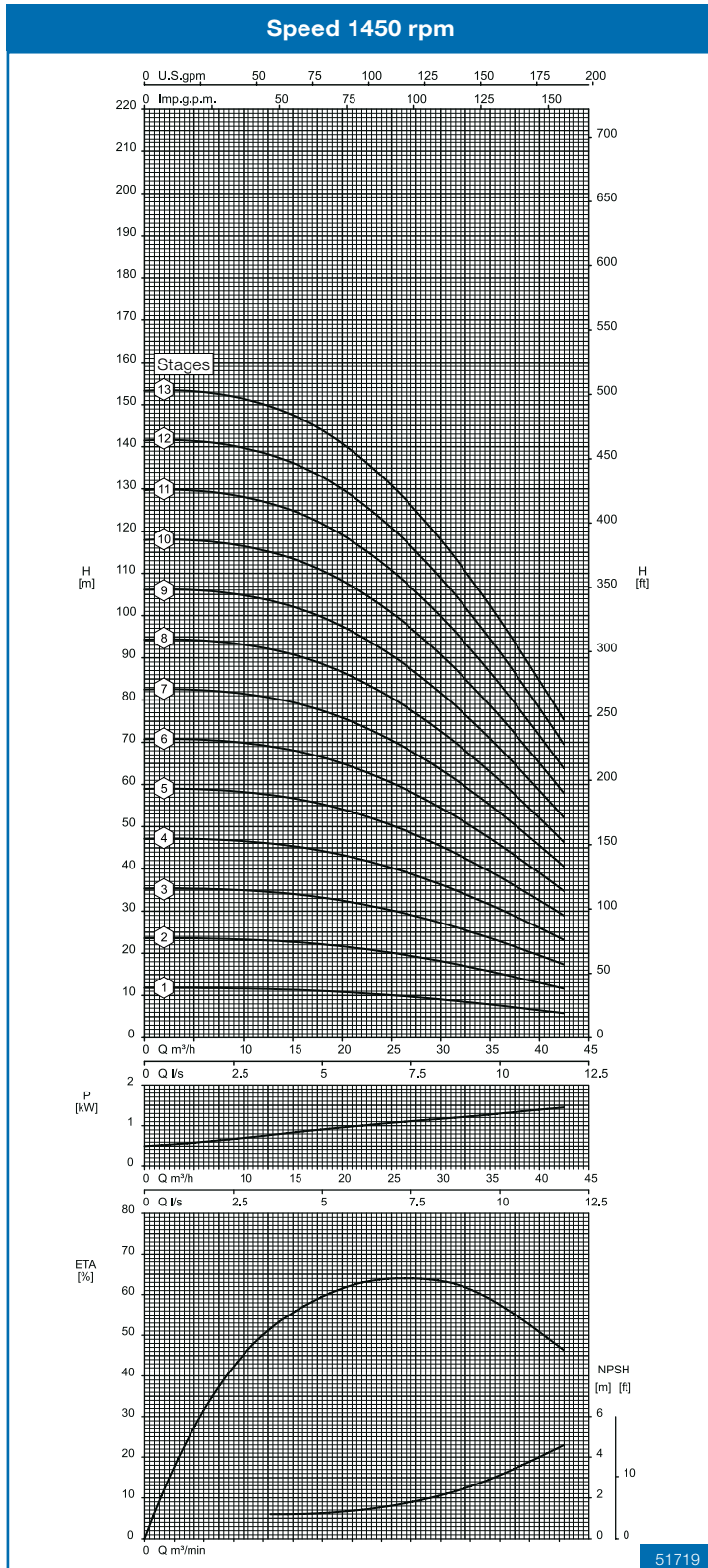
# Performance curve

## Frequency 50 Hz

### Pump type 50-180.2

#### Notes to performance curves

- Curves valid according to DIN EN ISO 9906/2B.
- Power data refers to clean water, density 62.43 lb/ft<sup>3</sup>, viscosity 0.038751 ft<sup>2</sup>/h.
- All duty points between the individual stage characteristics can be achieved by adapting the impeller diameters.



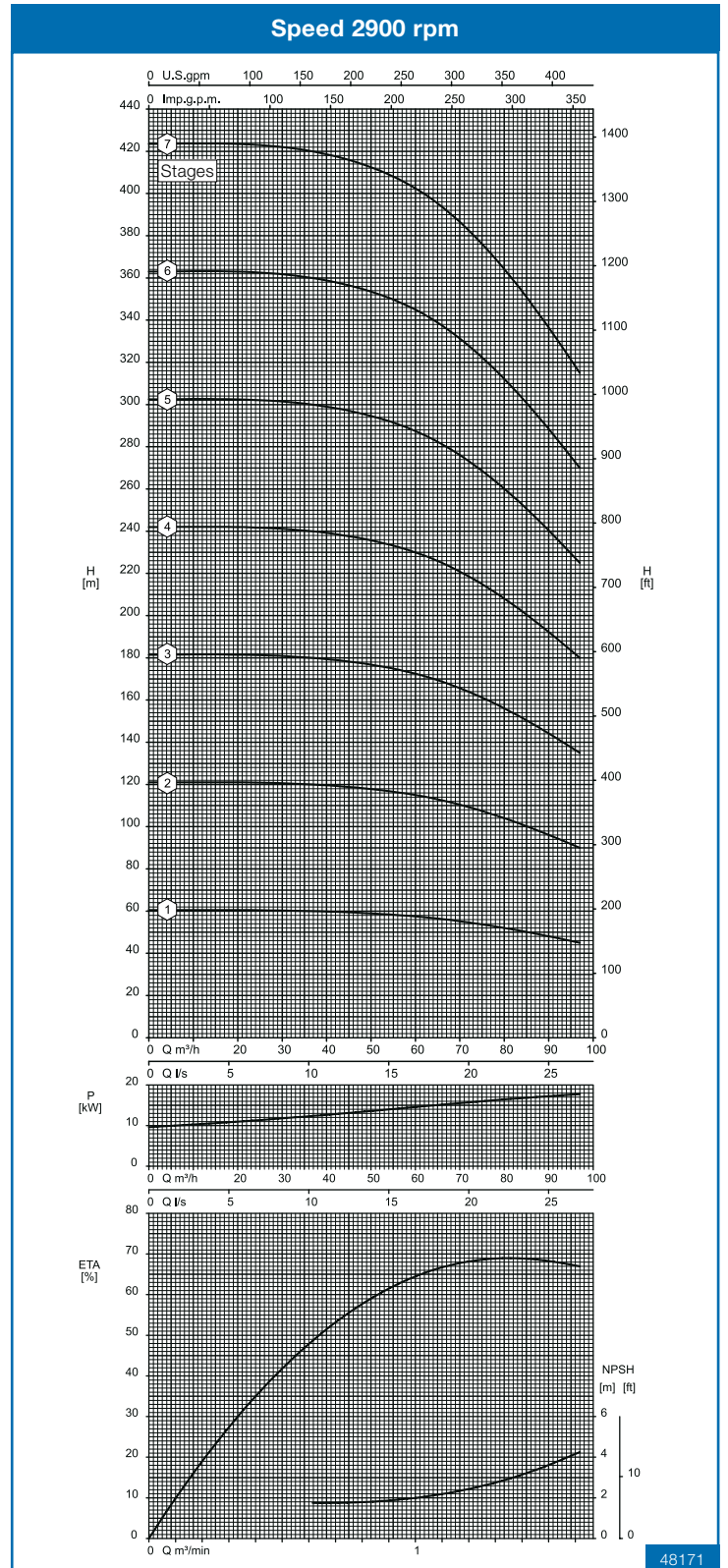
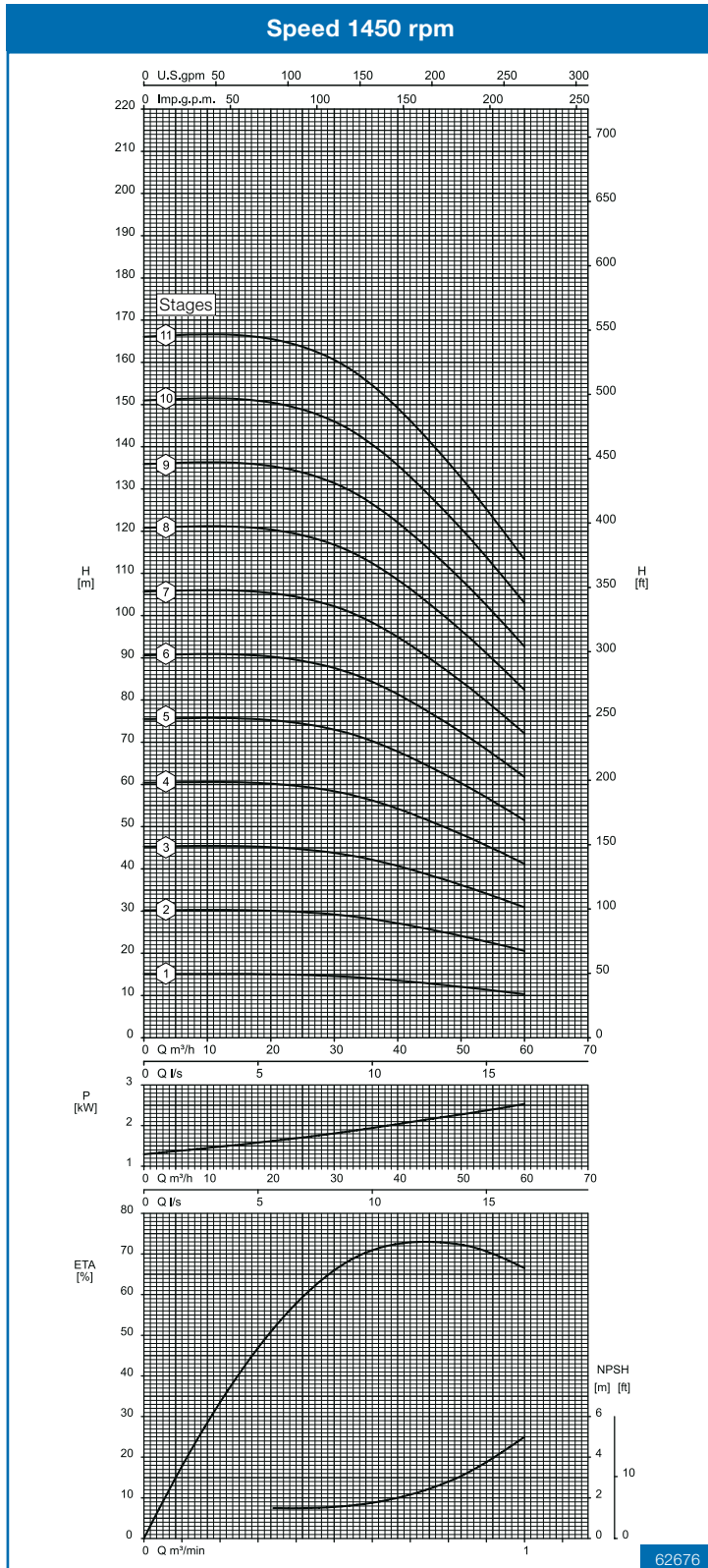
# Performance curve

## Frequency 50 Hz

### Pump type 65-205.1

#### Notes to performance curves

- Curves valid according to DIN EN ISO 9906/2B.
- Power data refers to clean water, density 62.43 lb/ft<sup>3</sup>, viscosity 0.038751 ft<sup>2</sup>/h.
- All duty points between the individual stage characteristics can be achieved by adapting the impeller diameters.





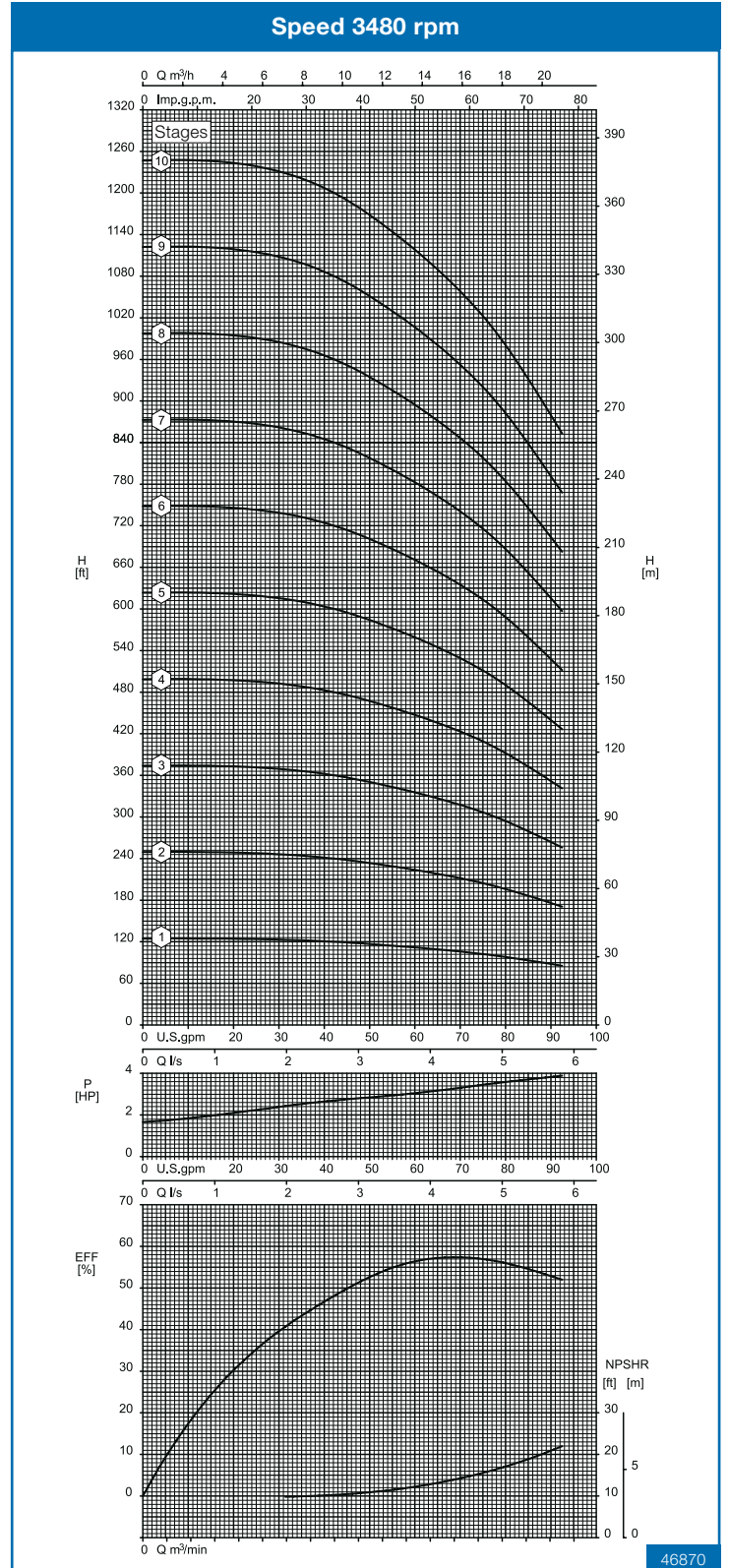
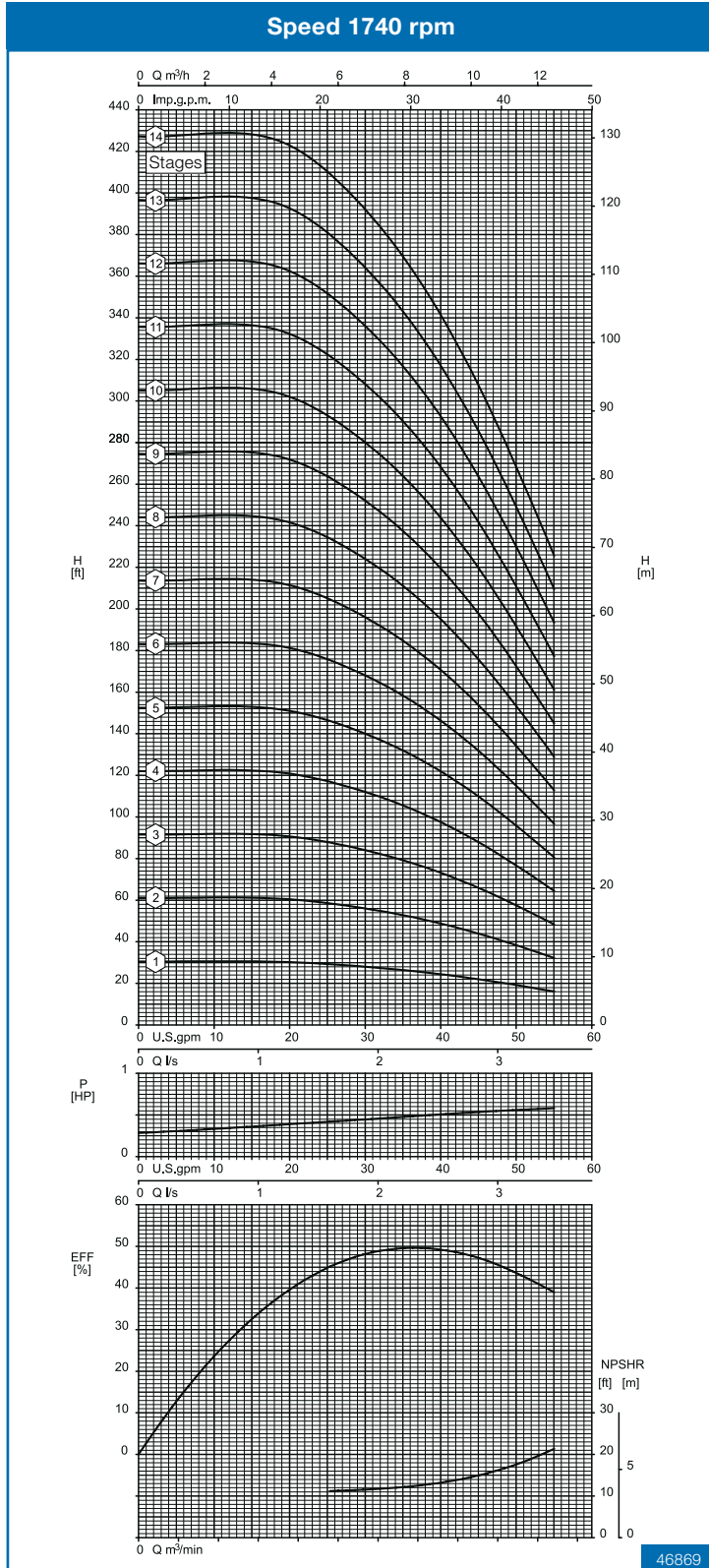
# Performance curve

## Frequency 60 Hz

### Pump type 32-135.1

**Notes to performance curves**

- Curves valid according to DIN EN ISO 9906/2B.
- Power data refers to clean water, density 62.43 lb/ft<sup>3</sup>, viscosity 0.038751 ft<sup>2</sup>/h.
- All duty points between the individual stage characteristics can be achieved by adapting the impeller diameters.



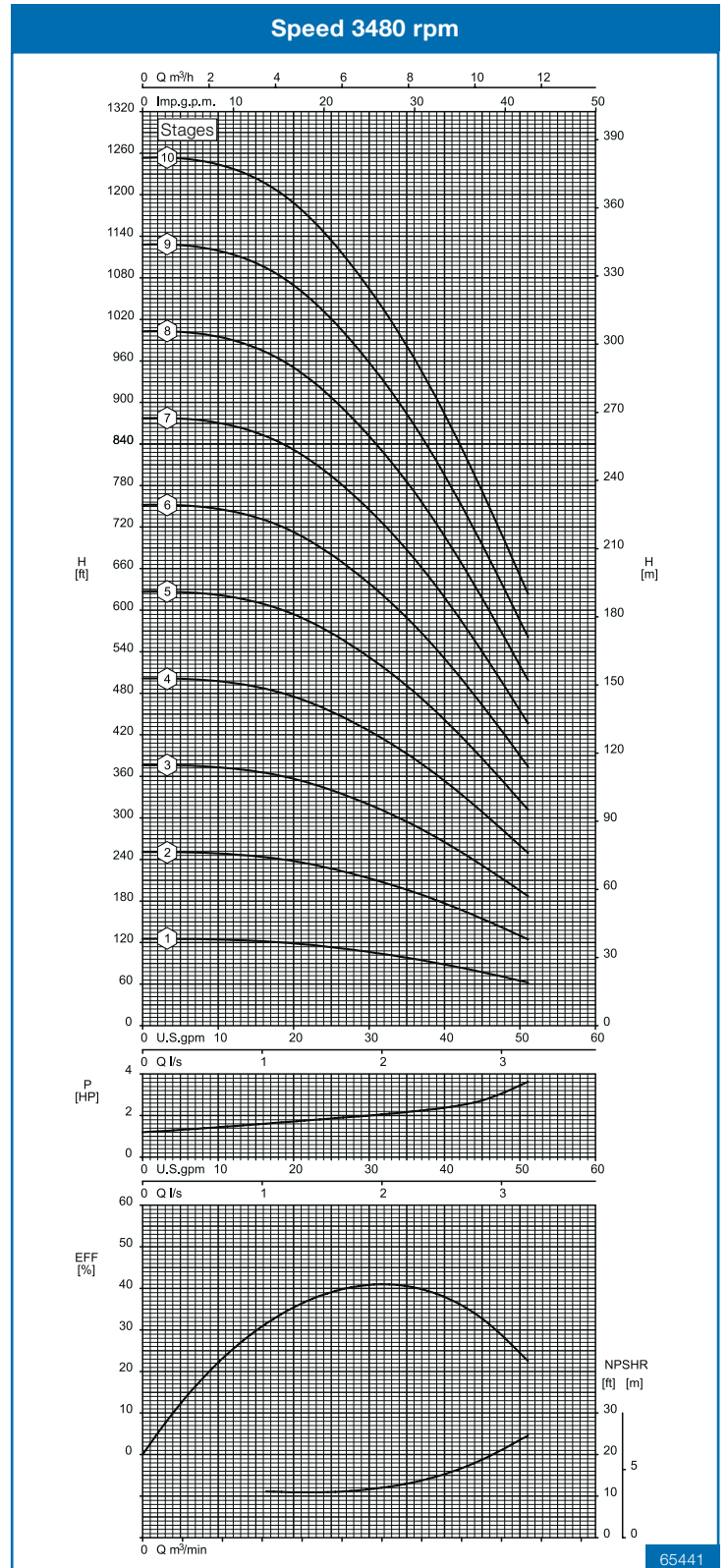
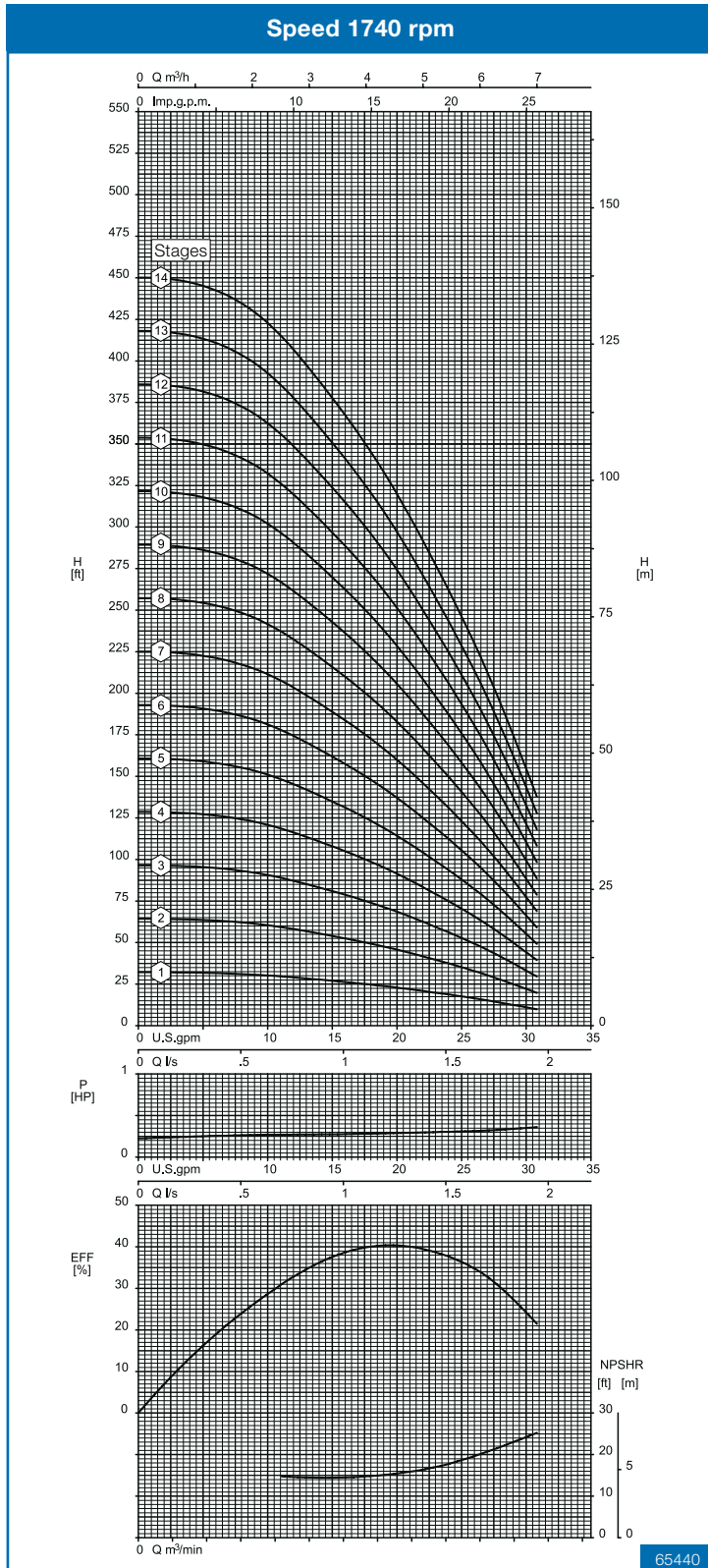
# Performance curve

## Frequency 60 Hz

### Pump type 32-135.2

#### Notes to performance curves

- Curves valid according to DIN EN ISO 9906/2B.
- Power data refers to clean water, density 62.43 lb/ft<sup>3</sup>, viscosity 0.038751 ft<sup>2</sup>/h.
- All duty points between the individual stage characteristics can be achieved by adapting the impeller diameters.





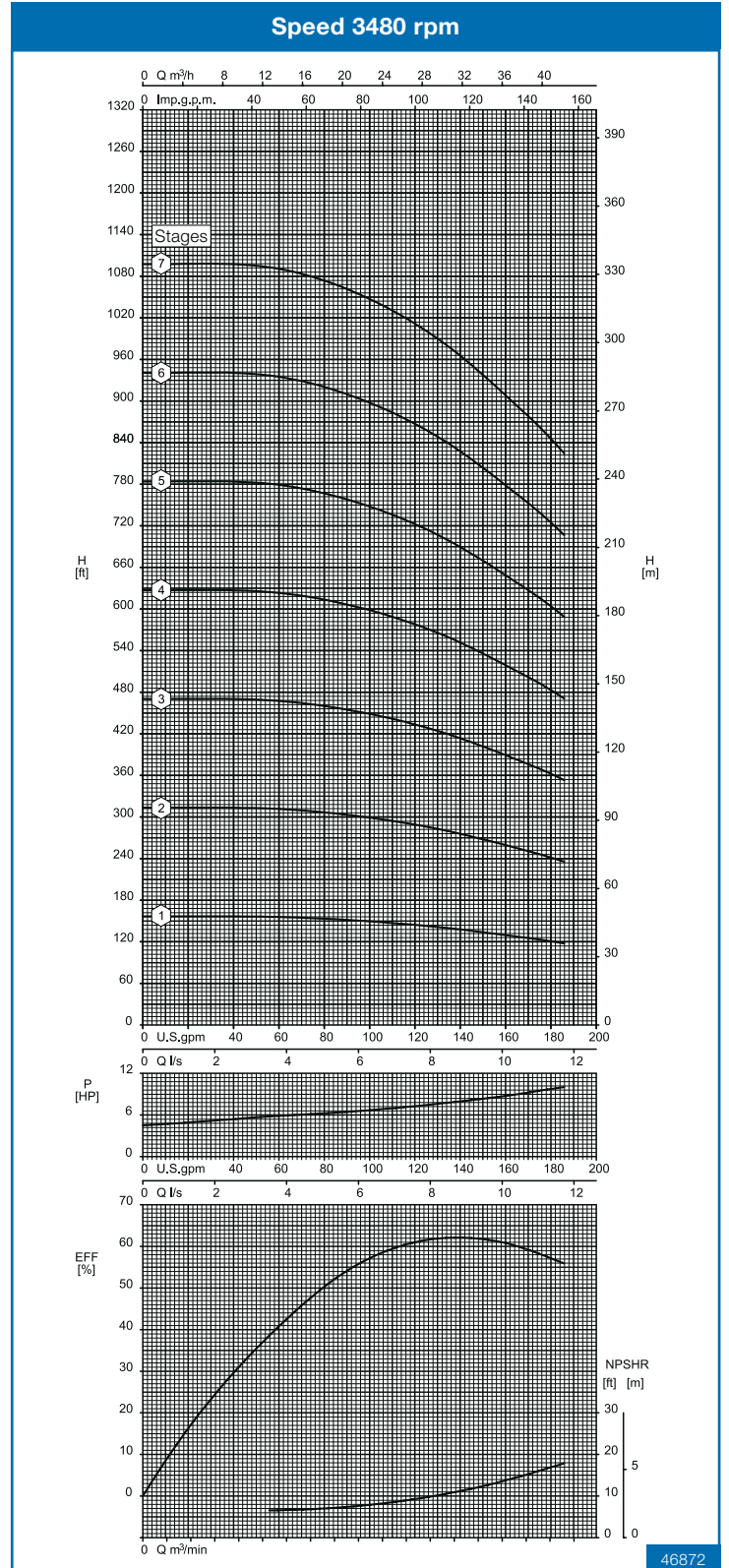
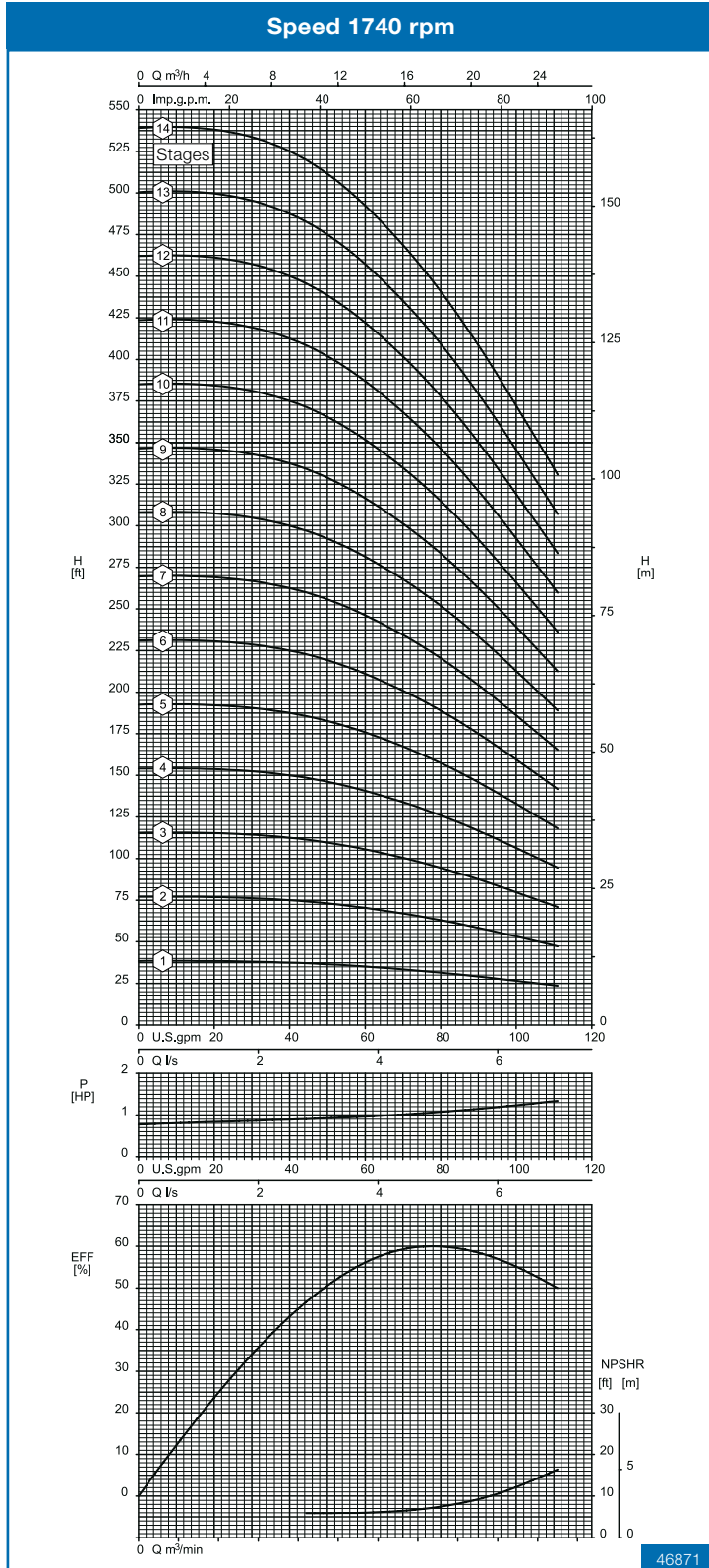
# Performance curve

## Frequency 60 Hz

### Pump type 40-155.1

#### Notes to performance curves

- Curves valid according to DIN EN ISO 9906/2B.
- Power data refers to clean water, density 62.43 lb/ft<sup>3</sup>, viscosity 0.038751 ft<sup>2</sup>/h.
- All duty points between the individual stage characteristics can be achieved by adapting the impeller diameters.



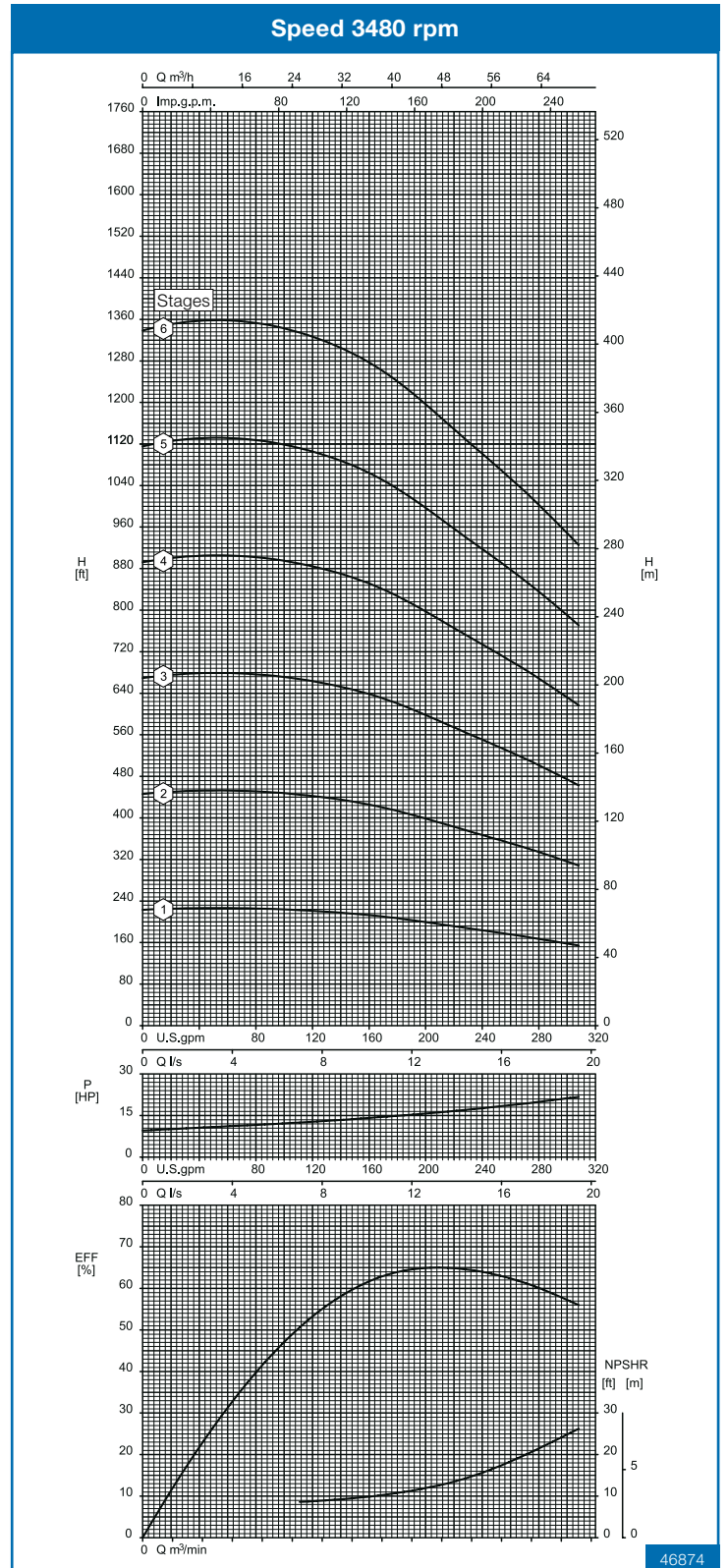
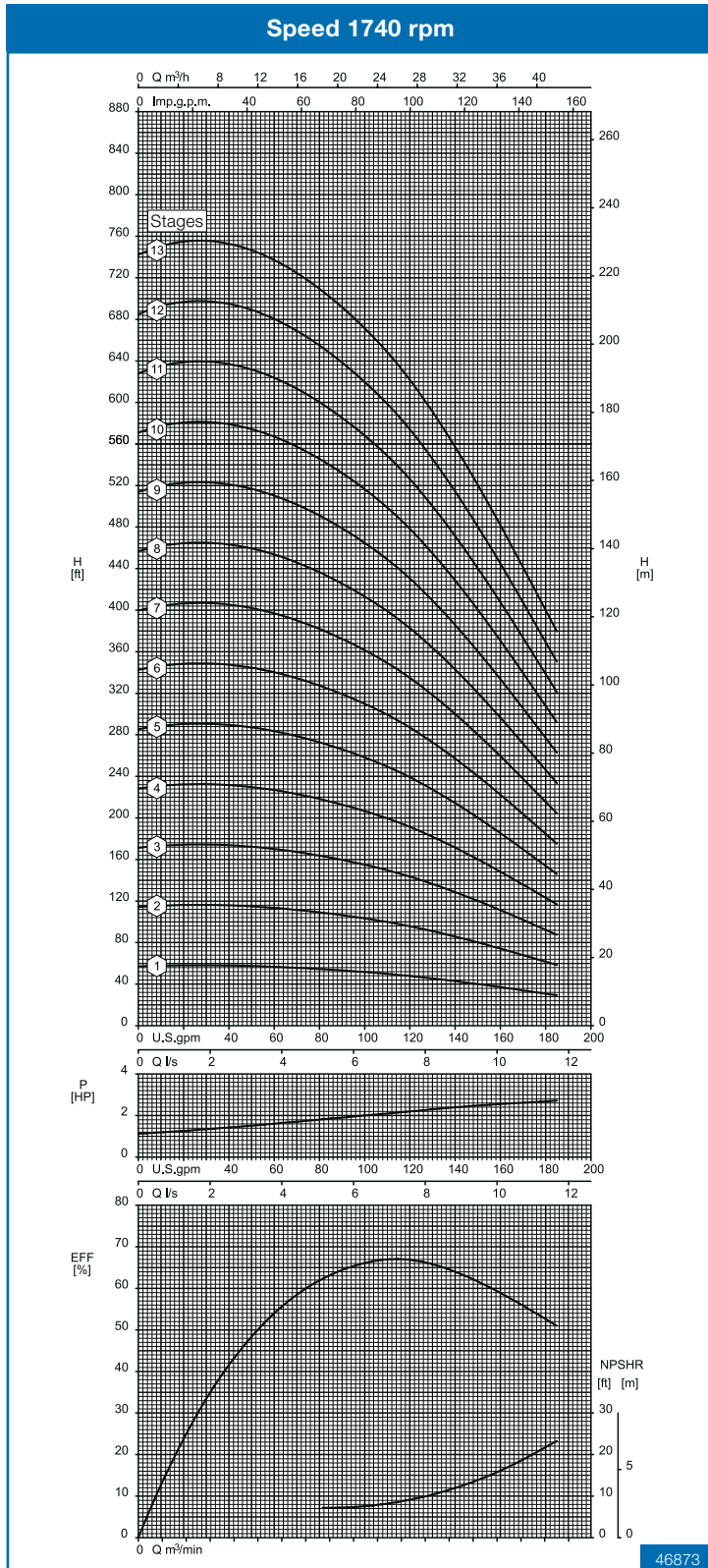
# Performance curve

## Frequency 60 Hz

### Pump type 50-180.1

#### Notes to performance curves

- Curves valid according to DIN EN ISO 9906/2B.
- Power data refers to clean water, density 62.43 lb/ft<sup>3</sup>, viscosity 0.038751 ft<sup>2</sup>/h.
- All duty points between the individual stage characteristics can be achieved by adapting the impeller diameters.



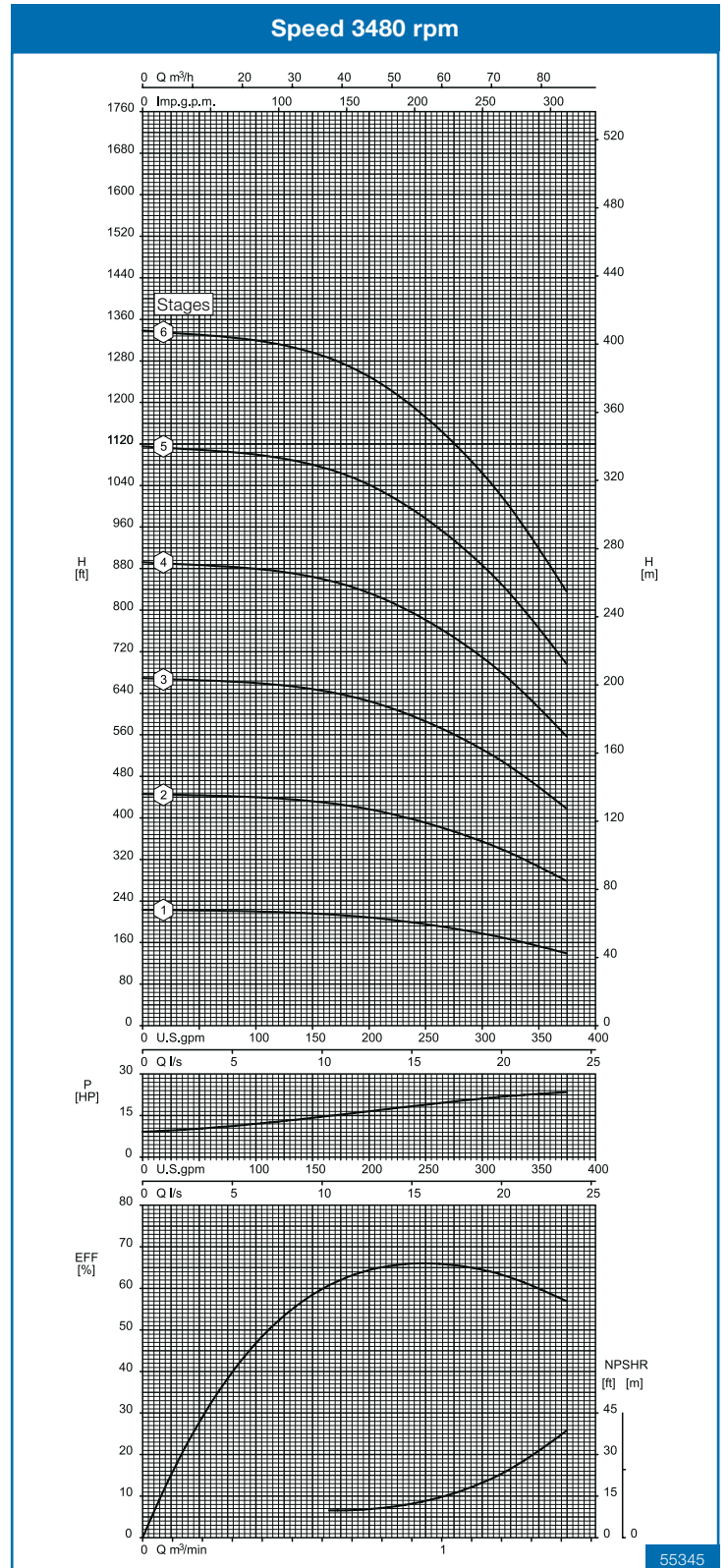
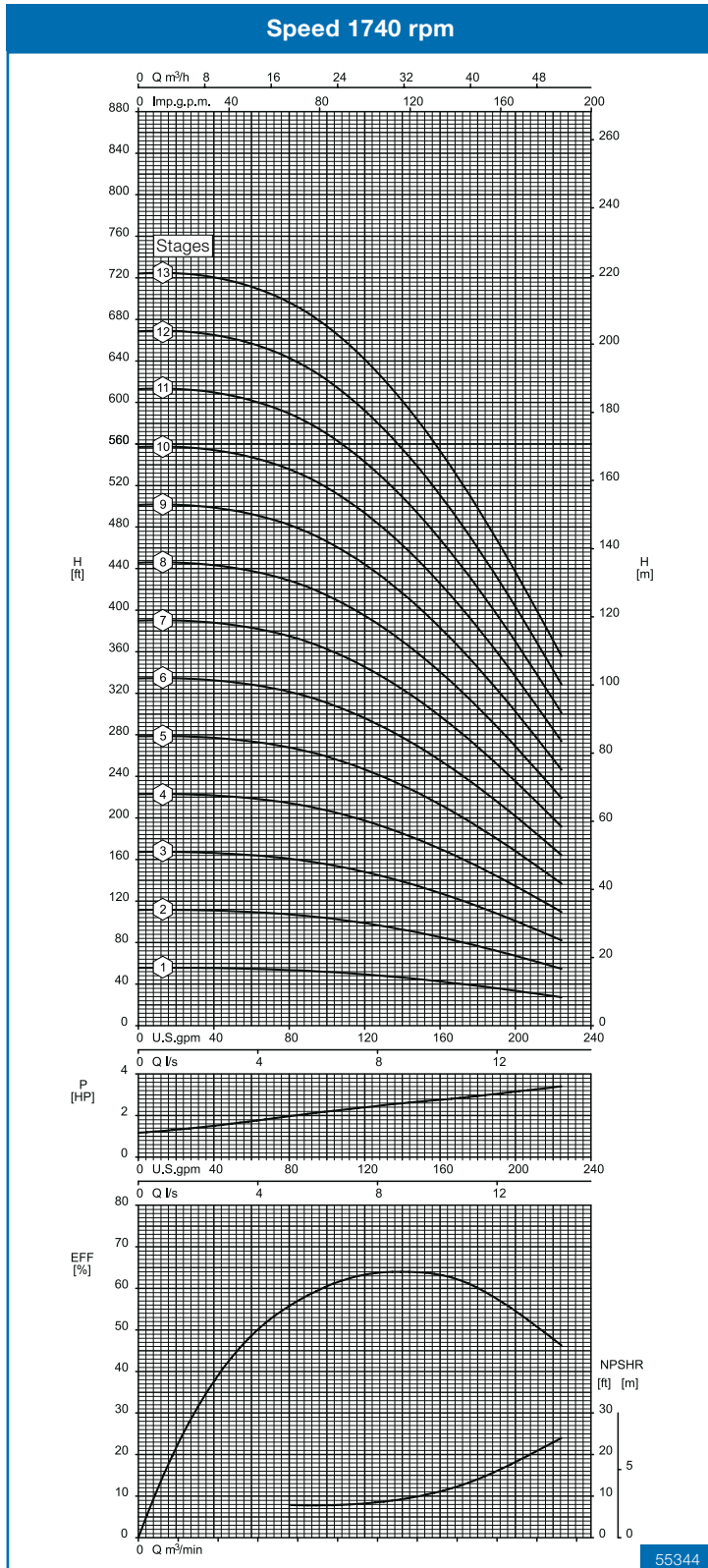
# Performance curve

## Frequency 60 Hz

### Pump type 50-180.2

#### Notes to performance curves

- Curves valid according to DIN EN ISO 9906/2B.
- Power data refers to clean water, density 62.43 lb/ft<sup>3</sup>, viscosity 0.038751 ft<sup>2</sup>/h.
- All duty points between the individual stage characteristics can be achieved by adapting the impeller diameters.





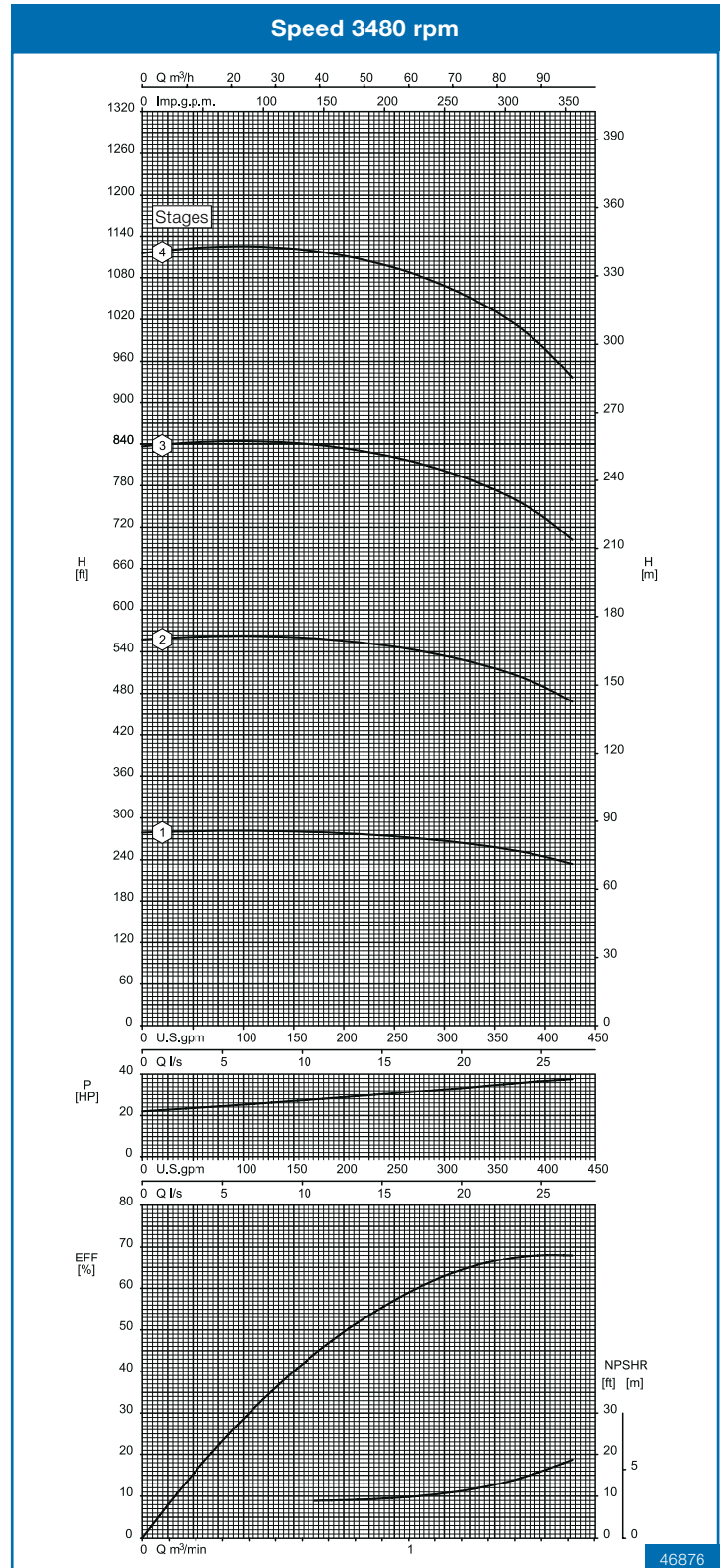
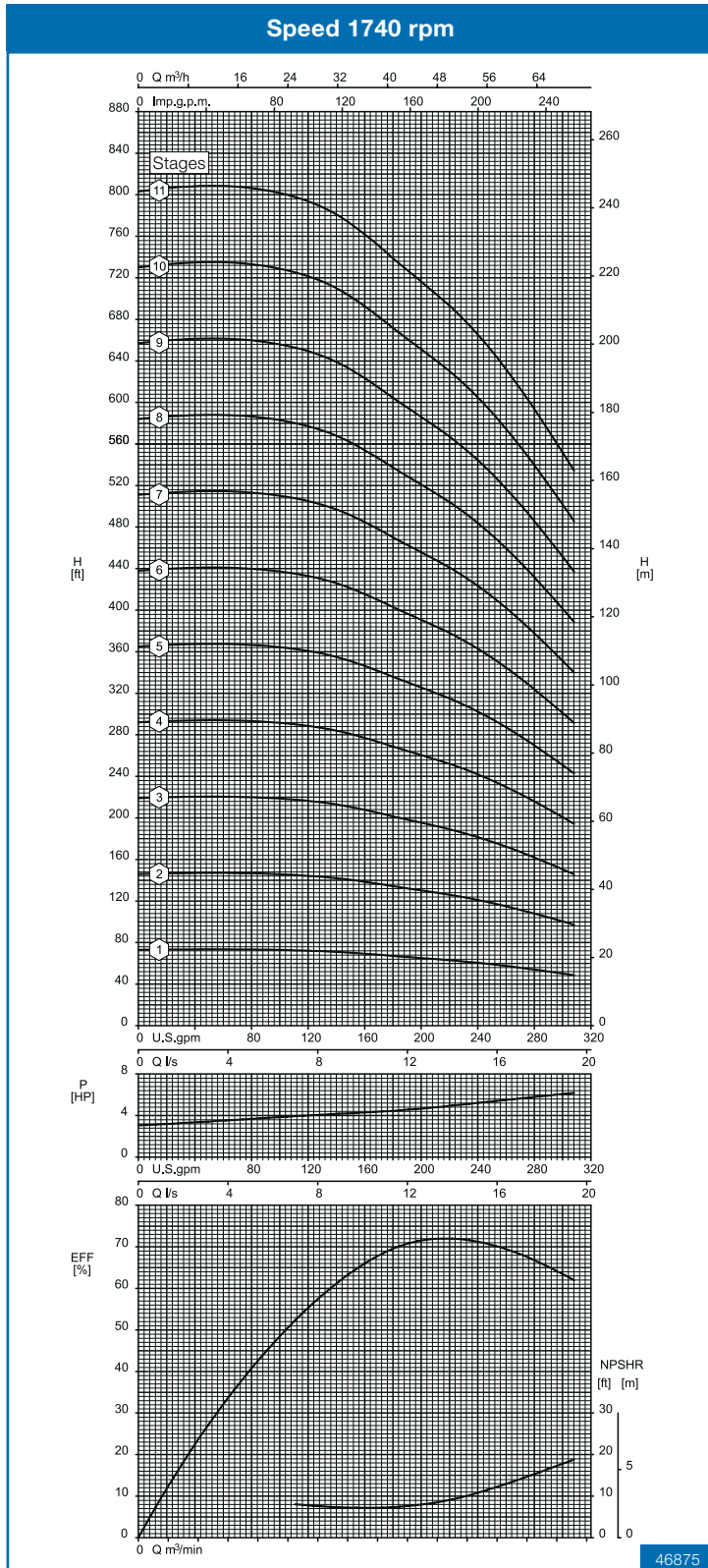
# Performance curve

## Frequency 60 Hz

### Pump type 65-205.1

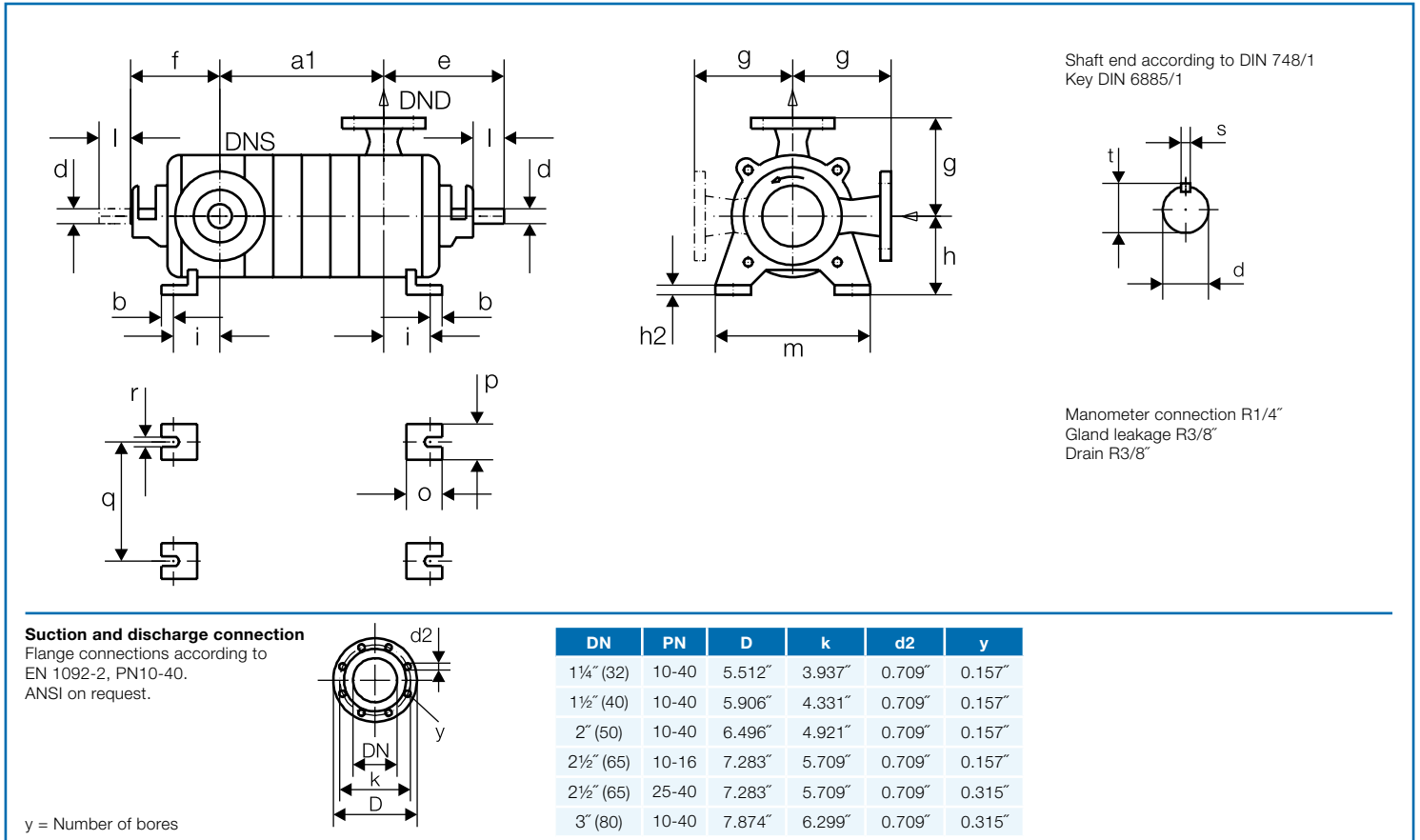
#### Notes to performance curves

- Curves valid according to DIN EN ISO 9906/2B.
- Power data refers to clean water, density 62.43 lb/ft<sup>3</sup>, viscosity 0.038751 ft<sup>2</sup>/h.
- All duty points between the individual stage characteristics can be achieved by adapting the impeller diameters.



# Dimensions

## Arrangement A



Dimension »a1« for number of stages

Type	DNS	DND	1	2	3	4	5	6	7	8	9	10	11	12	13	14
32-135	1½" (40)	1¼" (32)	3.268"	5.157"	7.047"	8.937"	10.827"	12.717"	14.606"	16.496"	18.386"	20.276"	22.165"	24.055"	25.945"	27.835"
40-155	2" (50)	1½" (40)	3.543"	5.709"	7.874"	10.039"	12.205"	14.370"	16.535"	18.701"	20.866"	23.031"	25.197"	27.362"	29.528"	31.693"
50-180	2½" (65)	2" (50)	4.016"	6.654"	9.291"	11.929"	14.567"	17.205"	19.843"	22.480"	25.118"	27.756"	30.394"	33.031"	35.669"	
65-205	3" (80)	2½" (65)	4.921"	7.874"	10.827"	13.780"	16.732"	19.685"	22.638"	25.591"	28.543"	31.496"	34.449"			

Shaft end

Type	b	e	f	g	h	i	h2	m	q	o	p	r	l	d	t	s
32-135	0.787"	8.465"	5.906"	6.496"	5.197"	3.071"	0.630"	10.236"	7.874"	2.362"	2.362"	0.551"	2.559"	0.984"	1.102"	0.315"
40-155	0.787"	8.465"	5.906"	6.693"	5.197"	3.071"	0.630"	10.236"	7.874"	2.362"	2.362"	0.551"	2.559"	0.984"	1.102"	0.315"
50-180	1.181"	9.843"	7.087"	7.480"	6.299"	3.858"	0.630"	11.024"	8.661"	3.150"	2.362"	0.709"	2.756"	1.181"	1.299"	0.315"
65-205	1.181"	10.827"	7.677"	8.268"	7.087"	4.252"	0.630"	12.992"	10.630"	3.150"	2.362"	0.709"	3.150"	1.378"	1.496"	0.394"

Dimensions in inch are rounded.

() = The dimensions in brackets do correspond to the exact measurements in mm (1 inch = 25.4 mm)

# Dimensions

## Arrangement E

Up to motor size 200L

From motor size 225S

**Suction and discharge connection**  
 Flange connections according to EN 1092-2, PN10-40. ANSI on request.

y = Number of bores

DN	PN	D	k	d2	y
1¼" (32)	10-40	5.512"	3.937"	0.709"	0.157"
1½" (40)	10-40	5.906"	4.331"	0.709"	0.157"
2" (50)	10-40	6.496"	4.921"	0.709"	0.157"
2½" (65)	10-16	7.283"	5.709"	0.709"	0.157"
2½" (65)	25-40	7.283"	5.709"	0.709"	0.315"
3" (80)	10-40	7.874"	6.299"	0.709"	0.315"

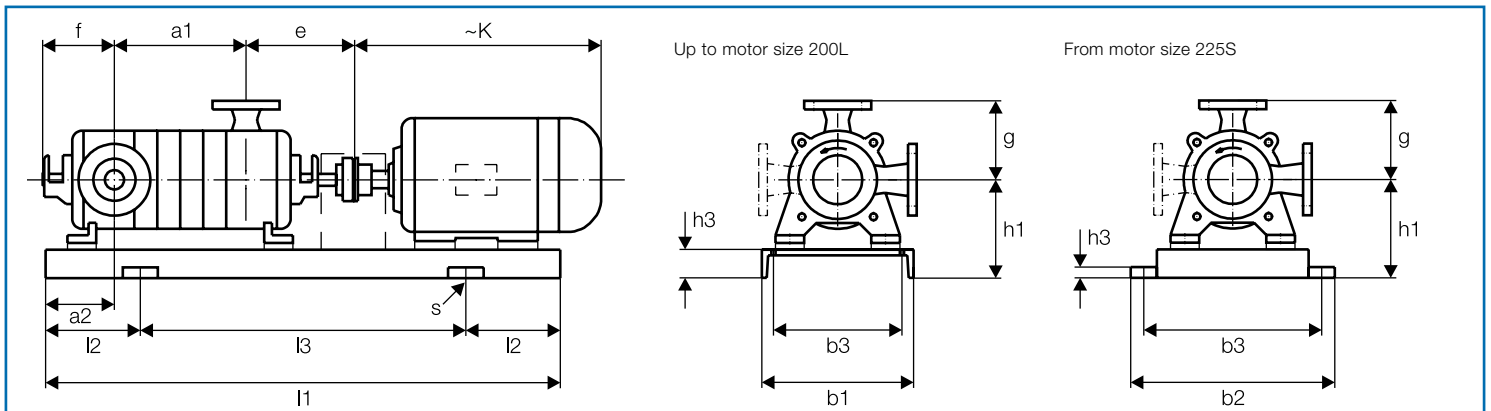
Type	Stages	Motor size	Poles	Code	DNS	DND	l1	l2	l3	a2	f	a1	e	~K
							b1	b2	b3	h3	h1	g	s	
32-135	1	80		H501N	1½" (40)	1¼" (32)	31.496"	0.787"	29.921"	5.433"	5.906"	3.268"	8.465"	11.024"
							11.811"	-	9.055"	3.937"	9.134"	6.496"	0.709"	
32-135	1	90S		H502N	1½" (40)	1¼" (32)	31.496"	0.787"	29.921"	5.433"	5.906"	3.268"	8.465"	12.992"
							11.811"	-	9.055"	3.937"	9.134"	6.496"	0.709"	
32-135	1	90L		H573N	1½" (40)	1¼" (32)	31.496"	0.787"	29.921"	5.433"	5.906"	3.268"	8.465"	13.386"
							11.811"	-	9.055"	3.937"	9.134"	6.496"	0.709"	
32-135	1	100L		H503	1½" (40)	1¼" (32)	31.496"	0.787"	29.921"	5.433"	5.906"	3.268"	8.465"	15.748"
							11.811"	-	9.055"	3.937"	9.134"	6.496"	0.709"	
32-135	2	80		H504N	1½" (40)	1¼" (32)	31.496"	0.787"	29.921"	5.433"	5.906"	5.157"	8.465"	11.024"
							11.811"	-	9.055"	3.937"	9.134"	6.496"	0.709"	
32-135	2	90S		H505N	1½" (40)	1¼" (32)	35.433"	0.787"	33.858"	5.433"	5.906"	5.157"	8.465"	12.992"
							11.811"	-	9.055"	3.937"	9.134"	6.496"	0.709"	
32-135	2	90L		H574N	1½" (40)	1¼" (32)	35.433"	0.787"	33.858"	5.433"	5.906"	5.157"	8.465"	13.386"
							11.811"	-	9.055"	3.937"	9.134"	6.496"	0.709"	
32-135	2	100L		H506	1½" (40)	1¼" (32)	35.433"	0.787"	33.858"	5.433"	5.906"	5.157"	8.465"	15.748"
							11.811"	-	9.055"	3.937"	9.134"	6.496"	0.709"	
32-135	2	112M		H579	1½" (40)	1¼" (32)	35.433"	0.787"	33.858"	5.433"	5.906"	5.157"	8.465"	15.748"
							11.811"	-	9.055"	3.937"	9.134"	6.496"	0.709"	
32-135	2	132S		H583	1½" (40)	1¼" (32)	35.433"	0.787"	33.858"	5.433"	5.906"	5.157"	8.465"	18.504"
							11.811"	-	9.055"	3.937"	9.134"	6.496"	0.709"	
32-135	3	80		H507N	1½" (40)	1¼" (32)	35.433"	0.787"	33.858"	5.433"	5.906"	7.047"	8.465"	11.024"
							11.811"	-	9.055"	3.937"	9.134"	6.496"	0.709"	
32-135	3	90S		H508N	1½" (40)	1¼" (32)	35.433"	0.787"	33.858"	5.433"	5.906"	7.047"	8.465"	12.992"
							11.811"	-	9.055"	3.937"	9.134"	6.496"	0.709"	
32-135	3	90L		H575N	1½" (40)	1¼" (32)	35.433"	0.787"	33.858"	5.433"	5.906"	7.047"	8.465"	13.386"
							11.811"	-	9.055"	3.937"	9.134"	6.496"	0.709"	

# Dimensions Arrangement E

Type	Stages	Motor size	Poles	Code	DNS	DND	I1	I2	I3	a2	f	a1	e	~K
							b1	b2	b3	h3	h1	g	s	
32-135	3	100L		H509	1½" (40)	1¼" (32)	35.433"	0.787"	33.858"	5.433"	5.906"	7.047"	8.465"	15.748"
							11.811"	-	9.055"	3.937"	9.134"	6.496"	0.709"	
32-135	3	112M		H510	1½" (40)	1¼" (32)	35.433"	0.787"	33.858"	5.433"	5.906"	7.047"	8.465"	15.748"
							11.811"	-	9.055"	3.937"	9.134"	6.496"	0.709"	
32-135	3	132S		H511	1½" (40)	1¼" (32)	39.37"	0.787"	37.795"	5.433"	5.906"	7.047"	8.465"	18.504"
							11.811"	-	9.055"	3.937"	9.134"	6.496"	0.709"	
32-135	4	80		H512N	1½" (40)	1¼" (32)	35.433"	0.787"	33.858"	5.433"	5.906"	8.937"	8.465"	11.024"
							11.811"	-	9.055"	3.937"	9.134"	6.496"	0.709"	
32-135	4	90S		H513N	1½" (40)	1¼" (32)	39.37"	0.787"	37.795"	5.433"	5.906"	8.937"	8.465"	12.992"
							11.811"	-	9.055"	3.937"	9.134"	6.496"	0.709"	
32-135	4	90L		H576N	1½" (40)	1¼" (32)	39.37"	0.787"	37.795"	5.433"	5.906"	8.937"	8.465"	13.386"
							11.811"	-	9.055"	3.937"	9.134"	6.496"	0.709"	
32-135	4	100L		H514	1½" (40)	1¼" (32)	39.37"	0.787"	37.795"	5.433"	5.906"	8.937"	8.465"	15.748"
							11.811"	-	9.055"	3.937"	9.134"	6.496"	0.709"	
32-135	4	112M		H515	1½" (40)	1¼" (32)	39.37"	0.787"	37.795"	5.433"	5.906"	8.937"	8.465"	15.748"
							11.811"	-	9.055"	3.937"	9.134"	6.496"	0.709"	
32-135	4	132S		H516	1½" (40)	1¼" (32)	39.37"	0.787"	37.795"	5.433"	5.906"	8.937"	8.465"	18.504"
							11.811"	-	9.055"	3.937"	9.134"	6.496"	0.709"	
32-135	4	160M		H582	1½" (40)	1¼" (32)	47.244"	0.787"	45.669"	5.433"	5.906"	8.937"	8.465"	25.394"
							13.78"	-	11.024"	3.937"	10.236"	6.496"	0.709"	
32-135	5	80		H517N	1½" (40)	1¼" (32)	39.37"	0.787"	37.795"	5.433"	5.906"	10.827"	8.465"	11.024"
							11.811"	-	9.055"	3.937"	9.134"	6.496"	0.709"	
32-135	5	90S		H518N	1½" (40)	1¼" (32)	39.37"	0.787"	37.795"	5.433"	5.906"	10.827"	8.465"	12.992"
							11.811"	-	9.055"	3.937"	9.134"	6.496"	0.709"	
32-135	5	90L		H577N	1½" (40)	1¼" (32)	39.37"	0.787"	37.795"	5.433"	5.906"	10.827"	8.465"	13.386"
							11.811"	-	9.055"	3.937"	9.134"	6.496"	0.709"	
32-135	5	100L		H519	1½" (40)	1¼" (32)	39.37"	0.787"	37.795"	5.433"	5.906"	10.827"	8.465"	15.748"
							11.811"	-	9.055"	3.937"	9.134"	6.496"	0.709"	
32-135	5	112M		H520	1½" (40)	1¼" (32)	39.37"	0.787"	37.795"	5.433"	5.906"	10.827"	8.465"	15.748"
							11.811"	-	9.055"	3.937"	9.134"	6.496"	0.709"	
32-135	5	132S		H521	1½" (40)	1¼" (32)	43.307"	0.787"	41.732"	5.433"	5.906"	10.827"	8.465"	18.504"
							11.811"	-	9.055"	3.937"	9.134"	6.496"	0.709"	
32-135	5	160M		H580	1½" (40)	1¼" (32)	47.244"	0.787"	45.669"	5.433"	5.906"	10.827"	8.465"	25.394"
							13.78"	-	11.024"	3.937"	10.236"	6.496"	0.709"	
32-135	6	80		H522N	1½" (40)	1¼" (32)	39.37"	0.787"	37.795"	5.433"	5.906"	12.717"	8.465"	11.024"
							11.811"	-	9.055"	3.937"	9.134"	6.496"	0.709"	
32-135	6	90S		H523N	1½" (40)	1¼" (32)	43.307"	0.787"	41.732"	5.433"	5.906"	12.717"	8.465"	12.992"
							11.811"	-	9.055"	3.937"	9.134"	6.496"	0.709"	
32-135	6	90L		H578N	1½" (40)	1¼" (32)	43.307"	0.787"	41.732"	5.433"	5.906"	12.717"	8.465"	13.386"
							11.811"	-	9.055"	3.937"	9.134"	6.496"	0.709"	
32-135	6	100L		H581	1½" (40)	1¼" (32)	43.307"	0.787"	41.732"	5.433"	5.906"	12.717"	8.465"	15.748"
							11.811"	-	9.055"	3.937"	9.134"	6.496"	0.709"	
32-135	6	132S		H524	1½" (40)	1¼" (32)	43.307"	0.787"	41.732"	5.433"	5.906"	12.717"	8.465"	18.504"
							11.811"	-	9.055"	3.937"	9.134"	6.496"	0.709"	
32-135	6	160M		H525	1½" (40)	1¼" (32)	47.244"	0.787"	45.669"	5.433"	5.906"	12.717"	8.465"	25.394"
							13.78"	-	11.024"	3.937"	10.236"	6.496"	0.709"	

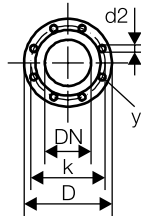
# Dimensions

## Arrangement E



### Suction and discharge connection

Flange connections according to EN 1092-2, PN10-40. ANSI on request.



y = Number of bores

DN	PN	D	k	d2	y
1¼" (32)	10-40	5.512"	3.937"	0.709"	0.157"
1½" (40)	10-40	5.906"	4.331"	0.709"	0.157"
2" (50)	10-40	6.496"	4.921"	0.709"	0.157"
2½" (65)	10-16	7.283"	5.709"	0.709"	0.157"
2½" (65)	25-40	7.283"	5.709"	0.709"	0.315"
3" (80)	10-40	7.874"	6.299"	0.709"	0.315"

Type	Stages	Motor size	Poles	Code	DNS	DND	l1	l2	l3	a2	f	a1	e	~K
							b1	b2	b3	h3	h1	g	s	
32-135	7	90S		H585N	1½" (40)	1¼" (32)	43.307"	0.787"	41.732"	5.433"	5.906"	14.606"	8.465"	12.992"
							11.811"	-	9.055"	3.937"	9.134"	6.496"	0.709"	
32-135	7	90L		H526N	1½" (40)	1¼" (32)	43.307"	0.787"	41.732"	5.433"	5.906"	14.606"	8.465"	13.386"
							11.811"	-	9.055"	3.937"	9.134"	6.496"	0.709"	
32-135	7	100L		H527	1½" (40)	1¼" (32)	43.307"	0.787"	41.732"	5.433"	5.906"	14.606"	8.465"	15.748"
							11.811"	-	9.055"	3.937"	9.134"	6.496"	0.709"	
32-135	7	132S		H528	1½" (40)	1¼" (32)	47.244"	0.787"	45.669"	5.433"	5.906"	14.606"	8.465"	18.504"
							11.811"	-	9.055"	3.937"	9.134"	6.496"	0.709"	
32-135	7	160M		H529	1½" (40)	1¼" (32)	51.181"	0.787"	49.606"	5.433"	5.906"	14.606"	8.465"	25.394"
							13.78"	-	11.024"	3.937"	10.236"	6.496"	0.709"	
32-135	7	160L		H584	1½" (40)	1¼" (32)	51.181"	0.787"	49.606"	5.433"	5.906"	14.606"	8.465"	26.575"
							13.78"	-	11.024"	3.937"	10.236"	6.496"	0.709"	
32-135	7	180M		H587	1½" (40)	1¼" (32)	51.181"	0.787"	49.606"	5.433"	5.906"	14.606"	8.465"	27.953"
							13.78"	-	11.024"	3.937"	11.024"	6.496"	0.709"	
32-135	8	90L		H530N	1½" (40)	1¼" (32)	43.307"	0.787"	41.732"	5.433"	5.906"	16.496"	8.465"	13.386"
							11.811"	-	9.055"	3.937"	9.134"	6.496"	0.709"	
32-135	8	100L		H531	1½" (40)	1¼" (32)	47.244"	0.787"	45.669"	5.433"	5.906"	16.496"	8.465"	15.748"
							11.811"	-	9.055"	3.937"	9.134"	6.496"	0.709"	
32-135	8	132S		H532	1½" (40)	1¼" (32)	47.244"	0.787"	45.669"	5.433"	5.906"	16.496"	8.465"	18.504"
							11.811"	-	9.055"	3.937"	9.134"	6.496"	0.709"	
32-135	8	160M		H533	1½" (40)	1¼" (32)	51.181"	0.787"	49.606"	5.433"	5.906"	16.496"	8.465"	25.394"
							13.78"	-	11.024"	3.937"	10.236"	6.496"	0.709"	
32-135	8	160L		H534	1½" (40)	1¼" (32)	55.118"	0.787"	53.543"	5.433"	5.906"	16.496"	8.465"	26.575"
							13.78"	-	11.024"	3.937"	10.236"	6.496"	0.709"	
32-135	8	180M		H588	1½" (40)	1¼" (32)	55.118"	0.787"	53.543"	5.433"	5.906"	16.496"	8.465"	27.953"
							13.78"	-	11.024"	3.937"	11.024"	6.496"	0.709"	



# Dimensions Arrangement E

Type	Stages	Motor size	Poles	Code	DNS	DND	I1	I2	I3	a2	f	a1	e	~K
							b1	b2	b3	h3	h1	g	s	
32-135	9	90L		H535N	1½" (40)	1¼" (32)	47.244"	0.787"	45.669"	5.433"	5.906"	18.386"	8.465"	13.386"
							11.811"	-	9.055"	3.937"	9.134"	6.496"	0.709"	
32-135	9	100L		H536	1½" (40)	1¼" (32)	47.244"	0.787"	45.669"	5.433"	5.906"	18.386"	8.465"	15.748"
							11.811"	-	9.055"	3.937"	9.134"	6.496"	0.709"	
32-135	9	112M		H537	1½" (40)	1¼" (32)	47.244"	0.787"	45.669"	5.433"	5.906"	18.386"	8.465"	15.748"
							11.811"	-	9.055"	3.937"	9.134"	6.496"	0.709"	
32-135	9	132S		H538	1½" (40)	1¼" (32)	51.181"	0.787"	49.606"	5.433"	5.906"	18.386"	8.465"	18.504"
							11.811"	-	9.055"	3.937"	9.134"	6.496"	0.709"	
32-135	9	160M		H539	1½" (40)	1¼" (32)	55.118"	0.787"	53.543"	5.433"	5.906"	18.386"	8.465"	25.394"
							13.78"	-	11.024"	3.937"	10.236"	6.496"	0.709"	
32-135	9	160L		H540	1½" (40)	1¼" (32)	55.118"	0.787"	53.543"	5.433"	5.906"	18.386"	8.465"	26.575"
							13.78"	-	11.024"	3.937"	10.236"	6.496"	0.709"	
32-135	10	90L		H541N	1½" (40)	1¼" (32)	47.244"	0.787"	45.669"	5.433"	5.906"	20.276"	8.465"	13.386"
							11.811"	-	9.055"	3.937"	9.134"	6.496"	0.709"	
32-135	10	100L		H542	1½" (40)	1¼" (32)	47.244"	0.787"	45.669"	5.433"	5.906"	20.276"	8.465"	15.748"
							11.811"	-	9.055"	3.937"	9.134"	6.496"	0.709"	
32-135	10	112M		H543	1½" (40)	1¼" (32)	51.181"	0.787"	49.606"	5.433"	5.906"	20.276"	8.465"	15.748"
							11.811"	-	9.055"	3.937"	9.134"	6.496"	0.709"	
32-135	10	132S		H586	1½" (40)	1¼" (32)	51.181"	0.787"	49.606"	5.433"	5.906"	20.276"	8.465"	18.504"
							11.811"	-	9.055"	3.937"	9.134"	6.496"	0.709"	
32-135	10	160M		H544	1½" (40)	1¼" (32)	55.118"	0.787"	53.543"	5.433"	5.906"	20.276"	8.465"	25.394"
							13.78"	-	11.024"	3.937"	10.236"	6.496"	0.709"	
32-135	10	160L		H545	1½" (40)	1¼" (32)	59.055"	0.787"	57.48"	5.433"	5.906"	20.276"	8.465"	26.575"
							13.78"	-	11.024"	3.937"	10.236"	6.496"	0.709"	
32-135	10	180M		H546	1½" (40)	1¼" (32)	59.055"	0.787"	57.48"	5.433"	5.906"	20.276"	8.465"	27.953"
							13.78"	-	11.024"	3.937"	11.024"	6.496"	0.709"	
32-135	10	200L		H589	1½" (40)	1¼" (32)	62.992"	0.787"	61.417"	5.433"	5.906"	20.276"	8.465"	31.496"
							15.748"	-	12.598"	4.331"	12.205"	6.496"	0.709"	
32-135	11	90L		H547N	1½" (40)	1¼" (32)	51.181"	0.787"	49.606"	5.433"	5.906"	22.165"	8.465"	13.386"
							11.811"	-	9.055"	3.937"	9.134"	6.496"	0.709"	
32-135	11	100L		H548	1½" (40)	1¼" (32)	51.181"	0.787"	49.606"	5.433"	5.906"	22.165"	8.465"	15.748"
							11.811"	-	9.055"	3.937"	9.134"	6.496"	0.709"	
32-135	11	112M		H549	1½" (40)	1¼" (32)	51.181"	0.787"	49.606"	5.433"	5.906"	22.165"	8.465"	15.748"
							11.811"	-	9.055"	3.937"	9.134"	6.496"	0.709"	
32-135	11	160M		H550	1½" (40)	1¼" (32)	59.055"	0.787"	57.48"	5.433"	5.906"	22.165"	8.465"	25.394"
							13.78"	-	11.024"	3.937"	10.236"	6.496"	0.709"	
32-135	11	160L		H551	1½" (40)	1¼" (32)	59.055"	0.787"	57.48"	5.433"	5.906"	22.165"	8.465"	26.575"
							13.78"	-	11.024"	3.937"	10.236"	6.496"	0.709"	
32-135	11	180M		H552	1½" (40)	1¼" (32)	59.055"	0.787"	57.48"	5.433"	5.906"	22.165"	8.465"	27.953"
							13.78"	-	11.024"	3.937"	11.024"	6.496"	0.709"	
32-135	12	90L		H553N	1½" (40)	1¼" (32)	51.181"	0.787"	49.606"	5.433"	5.906"	24.055"	8.465"	13.386"
							11.811"	-	9.055"	3.937"	9.134"	6.496"	0.709"	
32-135	12	100L		H554	1½" (40)	1¼" (32)	51.181"	0.787"	49.606"	5.433"	5.906"	24.055"	8.465"	15.748"
							11.811"	-	9.055"	3.937"	9.134"	6.496"	0.709"	
32-135	12	112M		H555	1½" (40)	1¼" (32)	55.118"	0.787"	53.543"	5.433"	5.906"	24.055"	8.465"	15.748"
							11.811"	-	9.055"	3.937"	9.134"	6.496"	0.709"	

# Dimensions

## Arrangement E

Up to motor size 200L

From motor size 225S

**Suction and discharge connection**  
Flange connections according to EN 1092-2, PN10-40. ANSI on request.

DN	PN	D	k	d2	y
1¼" (32)	10-40	5.512"	3.937"	0.709"	0.157"
1½" (40)	10-40	5.906"	4.331"	0.709"	0.157"
2" (50)	10-40	6.496"	4.921"	0.709"	0.157"
2½" (65)	10-16	7.283"	5.709"	0.709"	0.157"
2½" (65)	25-40	7.283"	5.709"	0.709"	0.315"
3" (80)	10-40	7.874"	6.299"	0.709"	0.315"

y = Number of bores

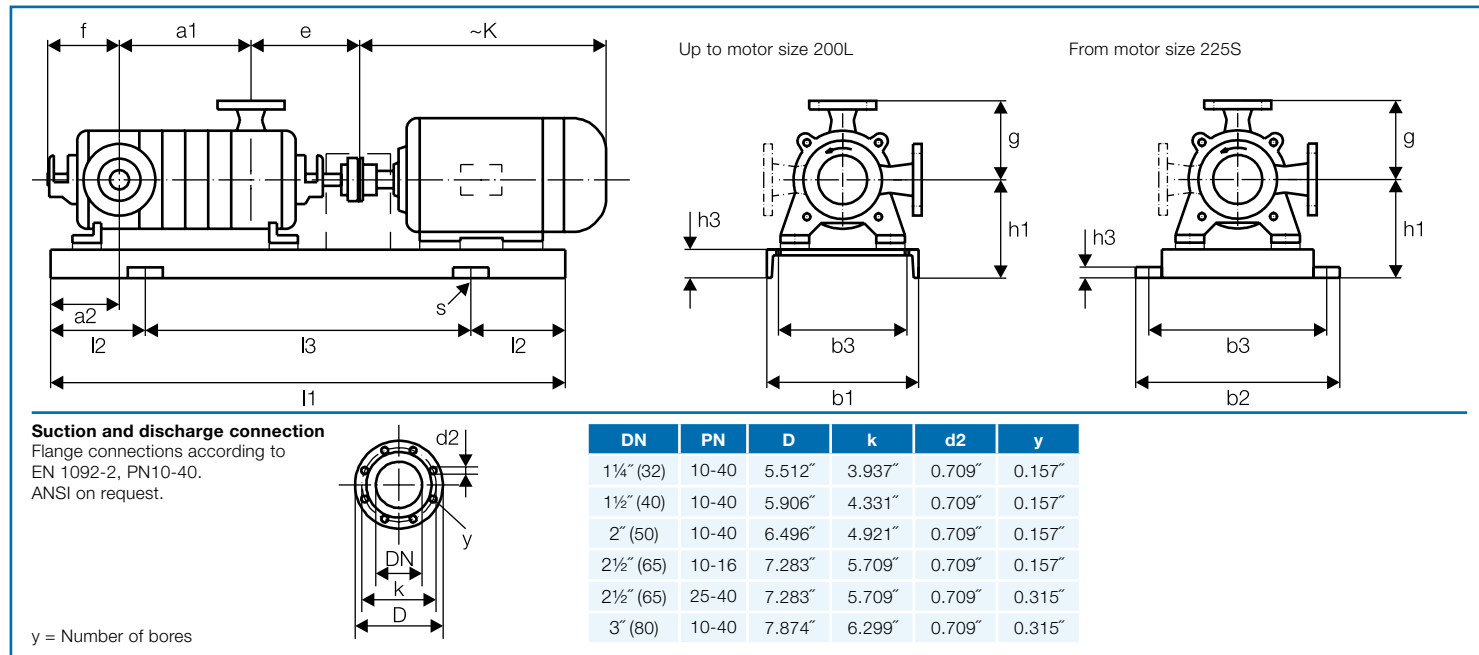
Type	Stages	Motor size	Poles	Code	DNS	DND	I1	I2	I3	a2	f	a1	e	~K
							b1	b2	b3	h3	h1	g	s	
32-135	12	160M		H556	1½" (40)	1¼" (32)	59.055"	0.787"	57.48"	5.433"	5.906"	24.055"	8.465"	25.394"
							13.78"	-	11.024"	3.937"	10.236"	6.496"	0.709"	
32-135	12	160L		H557	1½" (40)	1¼" (32)	62.992"	0.787"	61.417"	5.433"	5.906"	24.055"	8.465"	26.575"
							13.78"	-	11.024"	3.937"	10.236"	6.496"	0.709"	
32-135	12	180M		H558	1½" (40)	1¼" (32)	62.992"	0.787"	61.417"	5.433"	5.906"	24.055"	8.465"	27.953"
							13.78"	-	11.024"	3.937"	11.024"	6.496"	0.709"	
32-135	12	200L		H559	1½" (40)	1¼" (32)	66.929"	0.787"	65.354"	5.433"	5.906"	24.055"	8.465"	31.496"
							15.748"	-	12.598"	4.331"	12.205"	6.496"	0.709"	
32-135	13	90L		H560N	1½" (40)	1¼" (32)	55.118"	0.787"	53.543"	5.433"	5.906"	25.945"	8.465"	13.386"
							11.811"	-	9.055"	3.937"	9.134"	6.496"	0.709"	
32-135	13	100L		H561	1½" (40)	1¼" (32)	55.118"	0.787"	53.543"	5.433"	5.906"	25.945"	8.465"	15.748"
							11.811"	-	9.055"	3.937"	9.134"	6.496"	0.709"	
32-135	13	112M		H562	1½" (40)	1¼" (32)	55.118"	0.787"	53.543"	5.433"	5.906"	25.945"	8.465"	15.748"
							11.811"	-	9.055"	3.937"	9.134"	6.496"	0.709"	
32-135	13	160M		H563	1½" (40)	1¼" (32)	62.992"	0.787"	61.417"	5.433"	5.906"	25.945"	8.465"	25.394"
							13.78"	-	11.024"	3.937"	10.236"	6.496"	0.709"	
32-135	13	160L		H564	1½" (40)	1¼" (32)	62.992"	0.787"	61.417"	5.433"	5.906"	25.945"	8.465"	26.575"
							13.78"	-	11.024"	3.937"	10.236"	6.496"	0.709"	
32-135	13	180M		H565	1½" (40)	1¼" (32)	62.992"	0.787"	61.417"	5.433"	5.906"	25.945"	8.465"	27.953"
							13.78"	-	11.024"	3.937"	11.024"	6.496"	0.709"	
32-135	13	200L		H566	1½" (40)	1¼" (32)	66.929"	0.787"	65.354"	5.433"	5.906"	25.945"	8.465"	31.496"
							15.748"	-	12.598"	4.331"	12.205"	6.496"	0.709"	
32-135	14	100L		H567	1½" (40)	1¼" (32)	55.118"	0.787"	53.543"	5.433"	5.906"	27.835"	8.465"	15.748"
							11.811"	-	9.055"	3.937"	9.134"	6.496"	0.709"	
32-135	14	112M		H568	1½" (40)	1¼" (32)	59.055"	0.787"	57.48"	5.433"	5.906"	27.835"	8.465"	15.748"
							11.811"	-	9.055"	3.937"	9.134"	6.496"	0.709"	

# Dimensions Arrangement E

Type	Stages	Motor size	Poles	Code	DNS	DND	I1	I2	I3	a2	f	a1	e	~K
							b1	b2	b3	h3	h1	g	s	
32-135	14	160M		H569	1½" (40)	1¼" (32)	62.992"	0.787"	61.417"	5.433"	5.906"	27.835"	8.465"	25.394"
							13.78"	-	11.024"	3.937"	10.236"	6.496"	0.709"	
32-135	14	160L		H570	1½" (40)	1¼" (32)	66.929"	0.787"	65.354"	5.433"	5.906"	27.835"	8.465"	26.575"
							13.78"	-	11.024"	3.937"	10.236"	6.496"	0.709"	
32-135	14	180M		H571	1½" (40)	1¼" (32)	66.929"	0.787"	65.354"	5.433"	5.906"	27.835"	8.465"	27.953"
							13.78"	-	11.024"	3.937"	11.024"	6.496"	0.709"	
32-135	14	200L		H572	1½" (40)	1¼" (32)	66.929"	0.787"	65.354"	5.433"	5.906"	27.835"	8.465"	31.496"
							15.748"	-	12.598"	4.331"	12.205"	6.496"	0.709"	
40-155	1	80		H601N	2" (50)	1½" (40)	31.496"	0.787"	29.921"	5.433"	5.906"	3.543"	8.465"	11.024"
							11.811"	-	9.055"	3.937"	9.134"	6.693"	0.709"	
40-155	1	90S		H602N	2" (50)	1½" (40)	31.496"	0.787"	29.921"	5.433"	5.906"	3.543"	8.465"	12.992"
							11.811"	-	9.055"	3.937"	9.134"	6.693"	0.709"	
40-155	1	90L		H612N	2" (50)	1½" (40)	31.496"	0.787"	29.921"	5.433"	5.906"	3.543"	8.465"	13.386"
							11.811"	-	9.055"	3.937"	9.134"	6.693"	0.709"	
40-155	1	100L		H603	2" (50)	1½" (40)	31.496"	0.787"	29.921"	5.433"	5.906"	3.543"	8.465"	15.748"
							11.811"	-	9.055"	3.937"	9.134"	6.693"	0.709"	
40-155	1	112M		H604	2" (50)	1½" (40)	31.496"	0.787"	29.921"	5.433"	5.906"	3.543"	8.465"	15.748"
							11.811"	-	9.055"	3.937"	9.134"	6.693"	0.709"	
40-155	1	132S		H605	2" (50)	1½" (40)	35.433"	0.787"	33.858"	5.433"	5.906"	3.543"	8.465"	18.504"
							11.811"	-	9.055"	3.937"	9.134"	6.693"	0.709"	
40-155	2	90S		H607N	2" (50)	1½" (40)	35.433"	0.787"	33.858"	5.433"	5.906"	5.709"	8.465"	12.992"
							11.811"	-	9.055"	3.937"	9.134"	6.693"	0.709"	
40-155	2	90L		H619N	2" (50)	1½" (40)	35.433"	0.787"	33.858"	5.433"	5.906"	5.709"	8.465"	13.386"
							11.811"	-	9.055"	3.937"	9.134"	6.693"	0.709"	
40-155	2	100L		H608	2" (50)	1½" (40)	35.433"	0.787"	33.858"	5.433"	5.906"	5.709"	8.465"	15.748"
							11.811"	-	9.055"	3.937"	9.134"	6.693"	0.709"	
40-155	2	112M		H609	2" (50)	1½" (40)	35.433"	0.787"	33.858"	5.433"	5.906"	5.709"	8.465"	15.748"
							11.811"	-	9.055"	3.937"	9.134"	6.693"	0.709"	
40-155	2	132S		H610	2" (50)	1½" (40)	35.433"	0.787"	33.858"	5.433"	5.906"	5.709"	8.465"	18.504"
							11.811"	-	9.055"	3.937"	9.134"	6.693"	0.709"	
40-155	2	160M		H611	2" (50)	1½" (40)	43.307"	0.787"	41.732"	5.433"	5.906"	5.709"	8.465"	25.394"
							13.78"	-	11.024"	3.937"	10.236"	6.693"	0.709"	
40-155	3	90S		H614N	2" (50)	1½" (40)	35.433"	0.787"	33.858"	5.433"	5.906"	7.874"	8.465"	12.992"
							11.811"	-	9.055"	3.937"	9.134"	6.693"	0.709"	
40-155	3	90L		H689N	2" (50)	1½" (40)	35.433"	0.787"	33.858"	5.433"	5.906"	7.874"	8.465"	13.386"
							11.811"	-	9.055"	3.937"	9.134"	6.693"	0.709"	
40-155	3	100L		H615	2" (50)	1½" (40)	35.433"	0.787"	33.858"	5.433"	5.906"	7.874"	8.465"	15.748"
							11.811"	-	9.055"	3.937"	9.134"	6.693"	0.709"	
40-155	3	112M		H616	2" (50)	1½" (40)	35.433"	0.787"	33.858"	5.433"	5.906"	7.874"	8.465"	15.748"
							11.811"	-	9.055"	3.937"	9.134"	6.693"	0.709"	
40-155	3	132S		H617	2" (50)	1½" (40)	39.37"	0.787"	37.795"	5.433"	5.906"	7.874"	8.465"	18.504"
							11.811"	-	9.055"	3.937"	9.134"	6.693"	0.709"	
40-155	3	160M		H618	2" (50)	1½" (40)	43.307"	0.787"	41.732"	5.433"	5.906"	7.874"	8.465"	25.394"
							13.78"	-	11.024"	3.937"	10.236"	6.693"	0.709"	
40-155	3	160L		H691	2" (50)	1½" (40)	47.244"	0.787"	45.669"	5.433"	5.906"	7.874"	8.465"	26.575"
							13.78"	-	11.024"	3.937"	10.236"	6.693"	0.709"	

# Dimensions

## Arrangement E



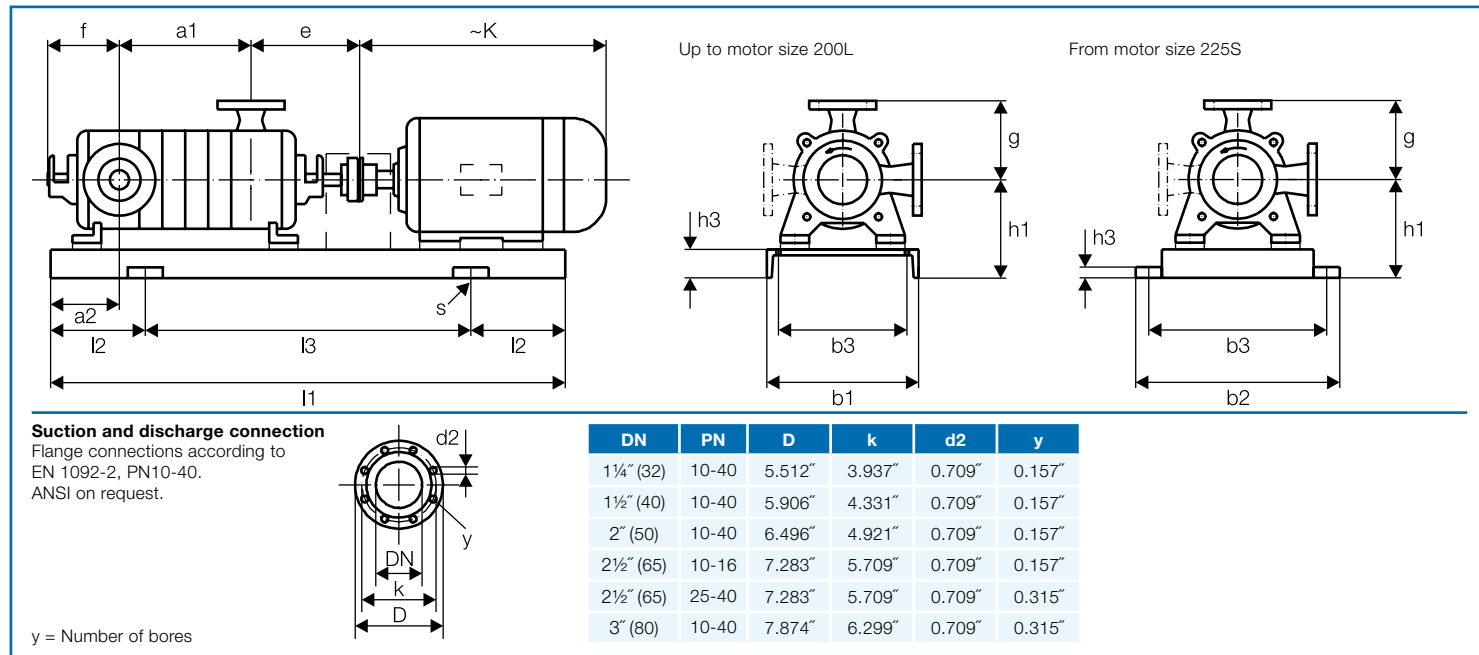
Type	Stages	Motor size	Poles	Code	DNS	DND	l1	l2	l3	a2	f	a1	e	~K
							b1	b2	b3	h3	h1	g	s	
40-155	3	180M		H698	2" (50)	1½" (40)	47.244"	0.787"	45.669"	5.433"	5.906"	7.874"	8.465"	27.953"
							13.78"	-	11.024"	3.937"	11.024"	6.693"	0.709"	
40-155	4	90L		H620N	2" (50)	1½" (40)	39.37"	0.787"	37.795"	5.433"	5.906"	10.039"	8.465"	13.386"
							11.811"	-	9.055"	3.937"	9.134"	6.693"	0.709"	
40-155	4	100L		H621	2" (50)	1½" (40)	39.37"	0.787"	37.795"	5.433"	5.906"	10.039"	8.465"	15.748"
							11.811"	-	9.055"	3.937"	9.134"	6.693"	0.709"	
40-155	4	112M		H621.1	2" (50)	1½" (40)	39.37"	0.787"	37.795"	5.433"	5.906"	10.039"	8.465"	15.748"
							11.811"	-	9.055"	3.937"	9.134"	6.693"	0.709"	
40-155	4	132S		H623	2" (50)	1½" (40)	43.307"	0.787"	41.732"	5.433"	5.906"	10.039"	8.465"	18.504"
							11.811"	-	9.055"	3.937"	9.134"	6.693"	0.709"	
40-155	4	160M		H624	2" (50)	1½" (40)	47.244"	0.787"	45.669"	5.433"	5.906"	10.039"	8.465"	25.394"
							13.78"	-	11.024"	3.937"	10.236"	6.693"	0.709"	
40-155	4	160L		H625	2" (50)	1½" (40)	47.244"	0.787"	45.669"	5.433"	5.906"	10.039"	8.465"	26.575"
							13.78"	-	11.024"	3.937"	10.236"	6.693"	0.709"	
40-155	4	180M		H628	2" (50)	1½" (40)	47.244"	0.787"	45.669"	5.433"	5.906"	10.039"	8.465"	27.953"
							13.78"	-	11.024"	3.937"	11.024"	6.693"	0.709"	
40-155	5	90L		H626N	2" (50)	1½" (40)	39.37"	0.787"	37.795"	5.433"	5.906"	12.205"	8.465"	13.386"
							11.811"	-	9.055"	3.937"	9.134"	6.693"	0.709"	
40-155	5	100L		H627	2" (50)	1½" (40)	39.37"	0.787"	37.795"	5.433"	5.906"	12.205"	8.465"	15.748"
							11.811"	-	9.055"	3.937"	9.134"	6.693"	0.709"	
40-155	5	112M		H622	2" (50)	1½" (40)	43.307"	0.787"	41.732"	5.433"	5.906"	12.205"	8.465"	15.748"
							11.811"	-	9.055"	3.937"	9.134"	6.693"	0.709"	
40-155	5	132S		H629	2" (50)	1½" (40)	43.307"	0.787"	41.732"	5.433"	5.906"	12.205"	8.465"	18.504"
							11.811"	-	9.055"	3.937"	9.134"	6.693"	0.709"	
40-155	5	160M		H630	2" (50)	1½" (40)	47.244"	0.787"	45.669"	5.433"	5.906"	12.205"	8.465"	25.394"
							13.78"	-	11.024"	3.937"	10.236"	6.693"	0.709"	

# Dimensions Arrangement E

Type	Stages	Motor size	Poles	Code	DNS	DND	I1	I2	I3	a2	f	a1	e	~K
							b1	b2	b3	h3	h1	g	s	
40-155	5	160L		H631	2" (50)	1½" (40)	51.181"	0.787"	49.606"	5.433"	5.906"	12.205"	8.465"	26.575"
							13.78"	-	11.024"	3.937"	10.236"	6.693"	0.709"	
40-155	5	180M		H632	2" (50)	1½" (40)	51.181"	0.787"	49.606"	5.433"	5.906"	12.205"	8.465"	27.953"
							13.78"	-	11.024"	3.937"	11.024"	6.693"	0.709"	
40-155	5	200L		H635	2" (50)	1½" (40)	55.118"	0.787"	53.543"	5.433"	5.906"	12.205"	8.465"	31.496"
							15.748"	-	12.598"	4.331"	12.205"	6.693"	0.709"	
40-155	6	100L		H634	2" (50)	1½" (40)	43.307"	0.787"	41.732"	5.433"	5.906"	14.37"	8.465"	15.748"
							11.811"	-	9.055"	3.937"	9.134"	6.693"	0.709"	
40-155	6	112M		H677	2" (50)	1½" (40)	43.307"	0.787"	41.732"	5.433"	5.906"	14.37"	8.465"	15.748"
							11.811"	-	9.055"	3.937"	9.134"	6.693"	0.709"	
40-155	6	132S		H690	2" (50)	1½" (40)	47.244"	0.787"	45.669"	5.433"	5.906"	14.37"	8.465"	18.504"
							11.811"	-	9.055"	3.937"	9.134"	6.693"	0.709"	
40-155	6	160M		H637	2" (50)	1½" (40)	51.181"	0.787"	49.606"	5.433"	5.906"	14.37"	8.465"	25.394"
							13.78"	-	11.024"	3.937"	10.236"	6.693"	0.709"	
40-155	6	160L		H638	2" (50)	1½" (40)	51.181"	0.787"	49.606"	5.433"	5.906"	14.37"	8.465"	26.575"
							13.78"	-	11.024"	3.937"	10.236"	6.693"	0.709"	
40-155	6	180M		H639	2" (50)	1½" (40)	51.181"	0.787"	49.606"	5.433"	5.906"	14.37"	8.465"	27.953"
							13.78"	-	11.024"	3.937"	11.024"	6.693"	0.709"	
40-155	6	200L		H640	2" (50)	1½" (40)	55.118"	0.787"	53.543"	5.433"	5.906"	14.37"	8.465"	31.496"
							15.748"	-	12.598"	4.331"	12.205"	6.693"	0.709"	
40-155	6	225M	2	H640.1	2" (50)	1½" (40)	55.906"	9.449"	37.008"	4.843"	5.906"	14.37"	8.465"	34.252"
							-	22.835"	21.26"	0.984"	11.811"	6.693"	0.709"	
40-155	6	280S		H638.1	2" (50)	1½" (40)	63.78"	11.024"	41.732"	4.843"	5.906"	14.37"	8.465"	42.323"
							-	27.559"	25.984"	0.984"	14.37"	6.693"	0.709"	
40-155	7	100L		H641	2" (50)	1½" (40)	47.244"	0.787"	45.669"	5.433"	5.906"	16.535"	8.465"	15.748"
							11.811"	-	9.055"	3.937"	9.134"	6.693"	0.709"	
40-155	7	112M		H642	2" (50)	1½" (40)	47.244"	0.787"	45.669"	5.433"	5.906"	16.535"	8.465"	15.748"
							11.811"	-	9.055"	3.937"	9.134"	6.693"	0.709"	
40-155	7	132S		H606	2" (50)	1½" (40)	47.244"	0.787"	45.669"	5.433"	5.906"	16.535"	8.465"	18.504"
							11.811"	-	9.055"	3.937"	9.134"	6.693"	0.709"	
40-155	7	160M		H644	2" (50)	1½" (40)	51.181"	0.787"	49.606"	5.433"	5.906"	16.535"	8.465"	25.394"
							13.78"	-	11.024"	3.937"	10.236"	6.693"	0.709"	
40-155	7	160L		H645	2" (50)	1½" (40)	55.118"	0.787"	53.543"	5.433"	5.906"	16.535"	8.465"	26.575"
							13.78"	-	11.024"	3.937"	10.236"	6.693"	0.709"	
40-155	7	180M		H646	2" (50)	1½" (40)	55.118"	0.787"	53.543"	5.433"	5.906"	16.535"	8.465"	27.953"
							13.78"	-	11.024"	3.937"	11.024"	6.693"	0.709"	
40-155	7	200L		H647	2" (50)	1½" (40)	59.055"	0.787"	57.48"	5.433"	5.906"	16.535"	8.465"	31.496"
							15.748"	-	12.598"	4.331"	12.205"	6.693"	0.709"	
40-155	8	100L		H648	2" (50)	1½" (40)	47.244"	0.787"	45.669"	5.433"	5.906"	18.701"	8.465"	15.748"
							11.811"	-	9.055"	3.937"	9.134"	6.693"	0.709"	
40-155	8	112M		H649	2" (50)	1½" (40)	47.244"	0.787"	45.669"	5.433"	5.906"	18.701"	8.465"	15.748"
							11.811"	-	9.055"	3.937"	9.134"	6.693"	0.709"	
40-155	8	132S		H613	2" (50)	1½" (40)	51.181"	0.787"	49.606"	5.433"	5.906"	18.701"	8.465"	18.504"
							11.811"	-	9.055"	3.937"	9.134"	6.693"	0.709"	
40-155	8	160M		H651	2" (50)	1½" (40)	55.118"	0.787"	53.543"	5.433"	5.906"	18.701"	8.465"	25.394"
							13.78"	-	11.024"	3.937"	10.236"	6.693"	0.709"	

# Dimensions

## Arrangement E



Type	Stages	Motor size	Poles	Code	DNS	DND	l1	l2	l3	a2	f	a1	e	~K
							b1	b2	b3	h3	h1	g	s	
40-155	8	160L		H652	2" (50)	1½" (40)	55.118"	0.787"	53.543"	5.433"	5.906"	18.701"	8.465"	26.575"
							13.78"	-	11.024"	3.937"	10.236"	6.693"	0.709"	
40-155	8	180M		H653	2" (50)	1½" (40)	55.118"	0.787"	53.543"	5.433"	5.906"	18.701"	8.465"	27.953"
							13.78"	-	11.024"	3.937"	11.024"	6.693"	0.709"	
40-155	8	200L		H654	2" (50)	1½" (40)	59.055"	0.787"	57.48"	5.433"	5.906"	18.701"	8.465"	31.496"
							15.748"	-	12.598"	4.331"	12.205"	6.693"	0.709"	
40-155	8	225M	2	H650	2" (50)	1½" (40)	63.78"	11.024"	41.732"	4.843"	5.906"	18.701"	8.465"	34.252"
							-	22.835"	21.26"	0.984"	11.811"	6.693"	0.709"	
40-155	9	100L		H655	2" (50)	1½" (40)	51.181"	0.787"	49.606"	5.433"	5.906"	20.866"	8.465"	15.748"
							11.811"	-	9.055"	3.937"	9.134"	6.693"	0.709"	
40-155	9	112M		H656	2" (50)	1½" (40)	51.181"	0.787"	49.606"	5.433"	5.906"	20.866"	8.465"	15.748"
							11.811"	-	9.055"	3.937"	9.134"	6.693"	0.709"	
40-155	9	132S		H657	2" (50)	1½" (40)	51.181"	0.787"	49.606"	5.433"	5.906"	20.866"	8.465"	18.504"
							11.811"	-	9.055"	3.937"	9.134"	6.693"	0.709"	
40-155	9	132M		H633	2" (50)	1½" (40)	55.118"	0.787"	53.543"	5.433"	5.906"	20.866"	8.465"	20.669"
							11.811"	-	9.055"	3.937"	9.134"	6.693"	0.709"	
40-155	9	160M		H658	2" (50)	1½" (40)	59.055"	0.787"	57.48"	5.433"	5.906"	20.866"	8.465"	25.394"
							13.78"	-	11.024"	3.937"	10.236"	6.693"	0.709"	
40-155	9	160L		H659	2" (50)	1½" (40)	59.055"	0.787"	57.48"	5.433"	5.906"	20.866"	8.465"	26.575"
							13.78"	-	11.024"	3.937"	10.236"	6.693"	0.709"	
40-155	9	180M		H660	2" (50)	1½" (40)	59.055"	0.787"	57.48"	5.433"	5.906"	20.866"	8.465"	27.953"
							13.78"	-	11.024"	3.937"	11.024"	6.693"	0.709"	
40-155	9	200L		H661	2" (50)	1½" (40)	62.992"	0.787"	61.417"	5.433"	5.906"	20.866"	8.465"	31.496"
							15.748"	-	12.598"	4.331"	12.205"	6.693"	0.709"	
40-155	9	225M	2	H662	2" (50)	1½" (40)	63.78"	11.024"	41.732"	4.843"	5.906"	20.866"	8.465"	34.252"
							-	22.835"	21.26"	0.984"	11.811"	6.693"	0.709"	

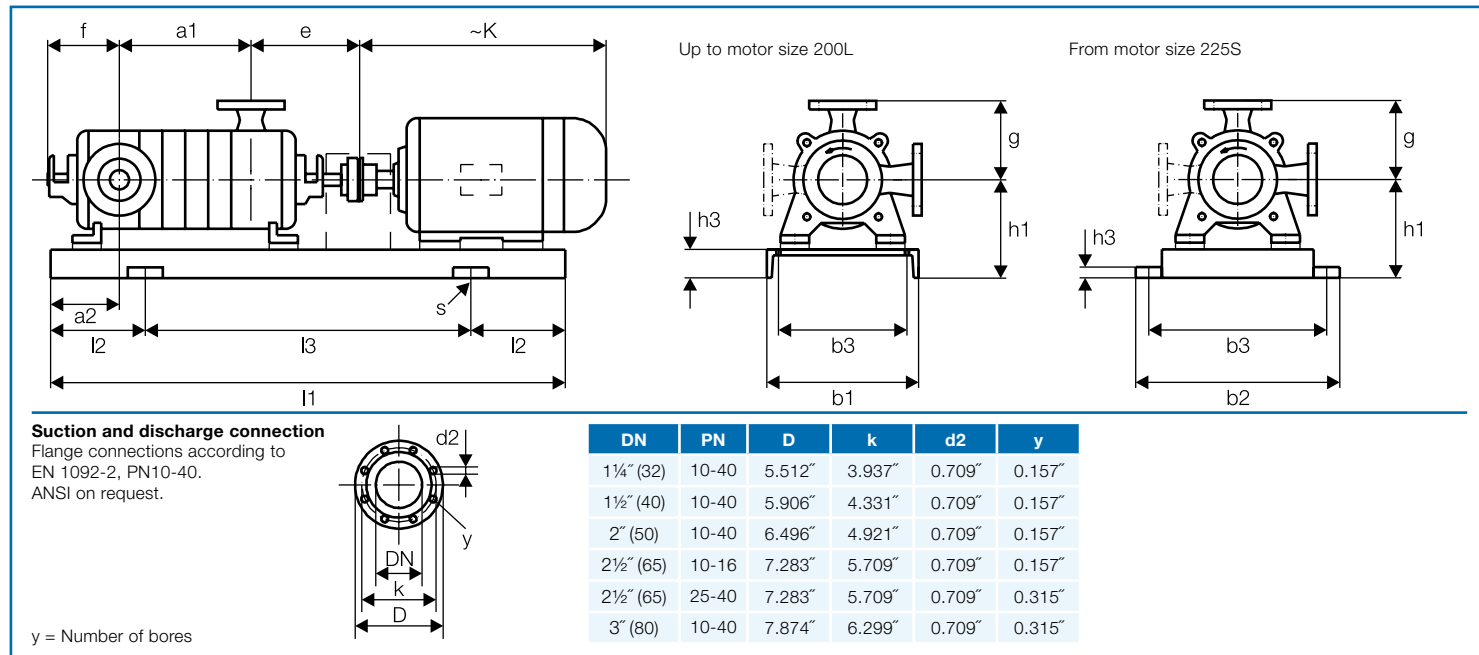
# Dimensions Arrangement E

Type	Stages	Motor size	Poles	Code	DNS	DND	I1	I2	I3	a2	f	a1	e	~K
							b1	b2	b3	h3	h1	g	s	
40-155	10	100L		H663	2" (50)	1½" (40)	51.181"	0.787"	49.606"	5.433"	5.906"	23.031"	8.465"	15.748"
							11.811"	-	9.055"	3.937"	9.134"	6.693"	0.709"	
40-155	10	112M		H664	2" (50)	1½" (40)	51.181"	0.787"	49.606"	5.433"	5.906"	23.031"	8.465"	15.748"
							11.811"	-	9.055"	3.937"	9.134"	6.693"	0.709"	
40-155	10	132S		H665	2" (50)	1½" (40)	55.118"	0.787"	53.543"	5.433"	5.906"	23.031"	8.465"	18.504"
							11.811"	-	9.055"	3.937"	9.134"	6.693"	0.709"	
40-155	10	132M		H636	2" (50)	1½" (40)	55.118"	0.787"	53.543"	5.433"	5.906"	23.031"	8.465"	20.669"
							11.811"	-	9.055"	3.937"	9.134"	6.693"	0.709"	
40-155	10	160L		H666	2" (50)	1½" (40)	59.055"	0.787"	57.48"	5.433"	5.906"	23.031"	8.465"	26.575"
							13.78"	-	11.024"	3.937"	10.236"	6.693"	0.709"	
40-155	10	180M		H667	2" (50)	1½" (40)	62.992"	0.787"	61.417"	5.433"	5.906"	23.031"	8.465"	27.953"
							13.78"	-	11.024"	3.937"	11.024"	6.693"	0.709"	
40-155	10	200L		H668	2" (50)	1½" (40)	62.992"	0.787"	61.417"	5.433"	5.906"	23.031"	8.465"	31.496"
							15.748"	-	12.598"	4.331"	12.205"	6.693"	0.709"	
40-155	10	225M	2	H669	2" (50)	1½" (40)	63.78"	11.024"	41.732"	4.843"	5.906"	23.031"	8.465"	34.252"
							-	22.835"	21.26"	0.984"	11.811"	6.693"	0.709"	
40-155	10	250M		H685	2" (50)	1½" (40)	71.654"	12.205"	47.244"	4.843"	5.906"	23.031"	8.465"	38.976"
							-	24.803"	23.228"	0.984"	13.189"	6.693"	0.709"	
40-155	11	100L		H670	2" (50)	1½" (40)	55.118"	0.787"	53.543"	5.433"	5.906"	25.197"	8.465"	15.748"
							11.811"	-	9.055"	3.937"	9.134"	6.693"	0.709"	
40-155	11	112M		H671	2" (50)	1½" (40)	55.118"	0.787"	53.543"	5.433"	5.906"	25.197"	8.465"	15.748"
							11.811"	-	9.055"	3.937"	9.134"	6.693"	0.709"	
40-155	11	132S		H672	2" (50)	1½" (40)	55.118"	0.787"	53.543"	5.433"	5.906"	25.197"	8.465"	18.504"
							11.811"	-	9.055"	3.937"	9.134"	6.693"	0.709"	
40-155	11	132M		H643	2" (50)	1½" (40)	59.055"	0.787"	57.48"	5.433"	5.906"	25.197"	8.465"	20.669"
							11.811"	-	9.055"	3.937"	9.134"	6.693"	0.709"	
40-155	11	160L		H673	2" (50)	1½" (40)	62.992"	0.787"	61.417"	5.433"	5.906"	25.197"	8.465"	26.575"
							13.78"	-	11.024"	3.937"	10.236"	6.693"	0.709"	
40-155	11	180M		H674	2" (50)	1½" (40)	62.992"	0.787"	61.417"	5.433"	5.906"	25.197"	8.465"	27.953"
							13.78"	-	11.024"	3.937"	11.024"	6.693"	0.709"	
40-155	11	200L		H675	2" (50)	1½" (40)	66.929"	0.787"	65.354"	5.433"	5.906"	25.197"	8.465"	31.496"
							15.748"	-	12.598"	4.331"	12.205"	6.693"	0.709"	
40-155	11	225M	2	H676	2" (50)	1½" (40)	63.78"	11.024"	41.732"	4.843"	5.906"	25.197"	8.465"	34.252"
							-	22.835"	21.26"	0.984"	11.811"	6.693"	0.709"	
40-155	11	250M		H686	2" (50)	1½" (40)	71.654"	12.205"	47.244"	4.843"	5.906"	25.197"	8.465"	38.976"
							-	24.803"	23.228"	0.984"	13.189"	6.693"	0.709"	
40-155	12	100L		H699	2" (50)	1½" (40)	55.118"	0.787"	53.543"	5.433"	5.906"	27.362"	8.465"	15.748"
							11.811"	-	9.055"	3.937"	9.134"	6.693"	0.709"	
40-155	12	112M		H678	2" (50)	1½" (40)	55.118"	0.787"	53.543"	5.433"	5.906"	27.362"	8.465"	15.748"
							11.811"	-	9.055"	3.937"	9.134"	6.693"	0.709"	
40-155	12	132S		H679	2" (50)	1½" (40)	59.055"	0.787"	57.48"	5.433"	5.906"	27.362"	8.465"	18.504"
							11.811"	-	9.055"	3.937"	9.134"	6.693"	0.709"	
40-155	12	132M		H680	2" (50)	1½" (40)	59.055"	0.787"	57.48"	5.433"	5.906"	27.362"	8.465"	20.669"
							11.811"	-	9.055"	3.937"	9.134"	6.693"	0.709"	
40-155	12	160L		H681	2" (50)	1½" (40)	66.929"	0.787"	65.354"	5.433"	5.906"	27.362"	8.465"	26.575"
							13.78"	-	11.024"	3.937"	10.236"	6.693"	0.709"	



# Dimensions

## Arrangement E



Type	Stages	Motor size	Poles	Code	DNS	DND	l1	l2	l3	a2	f	a1	e	~K
							b1	b2	b3	h3	h1	g	s	
40-155	12	180M		H682	2" (50)	1½" (40)	66.929"	0.787"	65.354"	5.433"	5.906"	27.362"	8.465"	27.953"
							13.78"	-	11.024"	3.937"	11.024"	6.693"	0.709"	
40-155	12	200L		H683	2" (50)	1½" (40)	66.929"	0.787"	65.354"	5.433"	5.906"	27.362"	8.465"	31.496"
							15.748"	-	12.598"	4.331"	12.205"	6.693"	0.709"	
40-155	12	225M	2	H684	2" (50)	1½" (40)	71.654"	12.205"	47.244"	4.843"	5.906"	27.362"	8.465"	34.252"
							-	22.835"	21.26"	0.984"	11.811"	6.693"	0.709"	
40-155	12	250M		H687	2" (50)	1½" (40)	71.654"	12.205"	47.244"	4.843"	5.906"	27.362"	8.465"	38.976"
							-	24.803"	23.228"	0.984"	13.189"	6.693"	0.709"	
40-155	12	280S		H688	2" (50)	1½" (40)	71.654"	12.205"	47.244"	4.843"	5.906"	27.362"	8.465"	42.323"
							-	27.559"	25.984"	0.984"	14.37"	6.693"	0.709"	
40-155	13	132S		H692	2" (50)	1½" (40)	59.055"	0.787"	57.48"	5.433"	5.906"	29.528"	8.465"	18.504"
							11.811"	-	9.055"	3.937"	9.134"	6.693"	0.709"	
40-155	13	132M		H693	2" (50)	1½" (40)	62.992"	0.787"	61.417"	5.433"	5.906"	29.528"	8.465"	20.669"
							11.811"	-	9.055"	3.937"	9.134"	6.693"	0.709"	
40-155	13	160M		H694	2" (50)	1½" (40)	66.929"	0.787"	65.354"	5.433"	5.906"	29.528"	8.465"	25.394"
							13.78"	-	11.024"	3.937"	10.236"	6.693"	0.709"	
40-155	14	132S		H695	2" (50)	1½" (40)	62.992"	0.787"	61.417"	5.433"	5.906"	31.693"	8.465"	18.504"
							11.811"	-	9.055"	3.937"	9.134"	6.693"	0.709"	
40-155	14	132M		H696	2" (50)	1½" (40)	62.992"	0.787"	61.417"	5.433"	5.906"	31.693"	8.465"	20.669"
							11.811"	-	9.055"	3.937"	9.134"	6.693"	0.709"	
40-155	14	160M		H697	2" (50)	1½" (40)	66.929"	0.787"	65.354"	5.433"	5.906"	31.693"	8.465"	25.394"
							13.78"	-	11.024"	3.937"	10.236"	6.693"	0.709"	
50-180	1	90L		H701N	2½" (65)	2" (50)	35.433"	0.787"	33.858"	6.614"	7.087"	4.016"	9.843"	13.386"
							11.811"	-	9.055"	3.937"	10.236"	7.48"	0.709"	
50-180	1	100L		H702N	2½" (65)	2" (50)	39.37"	0.787"	37.795"	6.614"	7.087"	4.016"	9.843"	15.748"
							11.811"	-	9.055"	3.937"	10.236"	7.48"	0.709"	



# Dimensions Arrangement E

Type	Stages	Motor size	Poles	Code	DNS	DND	I1	I2	I3	a2	f	a1	e	~K
							b1	b2	b3	h3	h1	g	s	
50-180	1	112M		H703N	2½" (65)	2" (50)	39.37"	0.787"	37.795"	6.614"	7.087"	4.016"	9.843"	15.748"
							11.811"	-	9.055"	3.937"	10.236"	7.48"	0.709"	
50-180	1	132S		H704	2½" (65)	2" (50)	39.37"	0.787"	37.795"	6.614"	7.087"	4.016"	9.843"	18.504"
							11.811"	-	9.055"	3.937"	10.236"	7.48"	0.709"	
50-180	1	160M		H705	2½" (65)	2" (50)	43.307"	0.787"	41.732"	6.614"	7.087"	4.016"	9.843"	25.394"
							13.78"	-	11.024"	3.937"	10.236"	7.48"	0.709"	
50-180	2	90L		H706N	2½" (65)	2" (50)	39.37"	0.787"	37.795"	6.614"	7.087"	6.654"	9.843"	13.386"
							11.811"	-	9.055"	3.937"	10.236"	7.48"	0.709"	
50-180	2	100L		H707N	2½" (65)	2" (50)	43.307"	0.787"	41.732"	6.614"	7.087"	6.654"	9.843"	15.748"
							11.811"	-	9.055"	3.937"	10.236"	7.48"	0.709"	
50-180	2	112M		H708N	2½" (65)	2" (50)	43.307"	0.787"	41.732"	6.614"	7.087"	6.654"	9.843"	15.748"
							11.811"	-	9.055"	3.937"	10.236"	7.48"	0.709"	
50-180	2	132S		H709	2½" (65)	2" (50)	39.37"	0.787"	37.795"	6.614"	7.087"	6.654"	9.843"	18.504"
							11.811"	-	9.055"	3.937"	10.236"	7.48"	0.709"	
50-180	2	160M		H710	2½" (65)	2" (50)	47.244"	0.787"	45.669"	6.614"	7.087"	6.654"	9.843"	25.394"
							13.78"	-	11.024"	3.937"	10.236"	7.48"	0.709"	
50-180	2	160L		H711	2½" (65)	2" (50)	47.244"	0.787"	45.669"	6.614"	7.087"	6.654"	9.843"	26.575"
							13.78"	-	11.024"	3.937"	10.236"	7.48"	0.709"	
50-180	2	180M		H761	2½" (65)	2" (50)	47.244"	0.787"	45.669"	6.614"	7.087"	6.654"	9.843"	27.953"
							13.78"	-	11.024"	3.937"	11.024"	7.48"	0.709"	
50-180	3	100L		H712N	2½" (65)	2" (50)	43.307"	0.787"	41.732"	6.614"	7.087"	9.291"	9.843"	15.748"
							11.811"	-	9.055"	3.937"	10.236"	7.48"	0.709"	
50-180	3	112M		H713N	2½" (65)	2" (50)	43.307"	0.787"	41.732"	6.614"	7.087"	9.291"	9.843"	15.748"
							11.811"	-	9.055"	3.937"	10.236"	7.48"	0.709"	
50-180	3	132S		H714	2½" (65)	2" (50)	43.307"	0.787"	41.732"	6.614"	7.087"	9.291"	9.843"	18.504"
							11.811"	-	9.055"	3.937"	10.236"	7.48"	0.709"	
50-180	3	160M		H715	2½" (65)	2" (50)	47.244"	0.787"	45.669"	6.614"	7.087"	9.291"	9.843"	25.394"
							13.78"	-	11.024"	3.937"	10.236"	7.48"	0.709"	
50-180	3	160L		H716	2½" (65)	2" (50)	51.181"	0.787"	49.606"	6.614"	7.087"	9.291"	9.843"	26.575"
							13.78"	-	11.024"	3.937"	10.236"	7.48"	0.709"	
50-180	3	180M		H717	2½" (65)	2" (50)	51.181"	0.787"	49.606"	6.614"	7.087"	9.291"	9.843"	27.953"
							13.78"	-	11.024"	3.937"	11.024"	7.48"	0.709"	
50-180	3	200L		H718	2½" (65)	2" (50)	51.181"	0.787"	49.606"	6.614"	7.087"	9.291"	9.843"	31.496"
							15.748"	-	12.598"	4.331"	12.205"	7.48"	0.709"	
50-180	4	100L		H719N	2½" (65)	2" (50)	47.244"	0.787"	45.669"	6.614"	7.087"	11.929"	9.843"	15.748"
							11.811"	-	9.055"	3.937"	10.236"	7.48"	0.709"	
50-180	4	112M		H720N	2½" (65)	2" (50)	47.244"	0.787"	45.669"	6.614"	7.087"	11.929"	9.843"	15.748"
							11.811"	-	9.055"	3.937"	10.236"	7.48"	0.709"	
50-180	4	132S		H721N	2½" (65)	2" (50)	47.244"	0.787"	45.669"	6.614"	7.087"	11.929"	9.843"	18.504"
							11.811"	-	9.055"	3.937"	10.236"	7.48"	0.709"	
50-180	4	132M		H783	2½" (65)	2" (50)	47.244"	0.787"	45.669"	6.614"	7.087"	11.929"	9.843"	20.669"
							11.811"	-	9.055"	3.937"	10.236"	7.48"	0.709"	
50-180	4	160M		H722	2½" (65)	2" (50)	51.181"	0.787"	49.606"	6.614"	7.087"	11.929"	9.843"	25.394"
							13.78"	-	11.024"	3.937"	10.236"	7.48"	0.709"	
50-180	4	160L		H723	2½" (65)	2" (50)	51.181"	0.787"	49.606"	6.614"	7.087"	11.929"	9.843"	26.575"
							13.78"	-	11.024"	3.937"	10.236"	7.48"	0.709"	

# Dimensions

## Arrangement E

Up to motor size 200L

From motor size 225S

**Suction and discharge connection**  
Flange connections according to EN 1092-2, PN10-40. ANSI on request.

y = Number of bores

DN	PN	D	k	d2	y
1¼" (32)	10-40	5.512"	3.937"	0.709"	0.157"
1½" (40)	10-40	5.906"	4.331"	0.709"	0.157"
2" (50)	10-40	6.496"	4.921"	0.709"	0.157"
2½" (65)	10-16	7.283"	5.709"	0.709"	0.157"
2½" (65)	25-40	7.283"	5.709"	0.709"	0.315"
3" (80)	10-40	7.874"	6.299"	0.709"	0.315"

Type	Stages	Motor size	Poles	Code	DNS	DND	l1	l2	l3	a2	f	a1	e	~K
							b1	b2	b3	h3	h1	g	s	
50-180	4	180M		H724	2½" (65)	2" (50)	51.181"	0.787"	49.606"	6.614"	7.087"	11.929"	9.843"	27.953"
							13.78"	-	11.024"	3.937"	11.024"	7.48"	0.709"	
50-180	4	200L		H725	2½" (65)	2" (50)	55.118"	0.787"	53.543"	6.614"	7.087"	11.929"	9.843"	31.496"
							15.748"	-	12.598"	4.331"	12.205"	7.48"	0.709"	
50-180	4	225M	2	H779	2½" (65)	2" (50)	55.906"	9.449"	37.008"	6.024"	7.087"	11.929"	9.843"	34.252"
							-	22.835"	21.26"	0.984"	11.811"	7.48"	0.709"	
50-180	4	250M		H788	2½" (65)	2" (50)	63.78"	11.024"	41.732"	6.024"	7.087"	11.929"	9.843"	38.976"
							-	22.835"	21.26"	0.984"	13.189"	7.48"	0.709"	
50-180	5	100L		H726N	2½" (65)	2" (50)	51.181"	0.787"	49.606"	6.614"	7.087"	14.567"	9.843"	15.748"
							11.811"	-	9.055"	3.937"	10.236"	7.48"	0.709"	
50-180	5	112M		H727N	2½" (65)	2" (50)	51.181"	0.787"	49.606"	6.614"	7.087"	14.567"	9.843"	15.748"
							11.811"	-	9.055"	3.937"	10.236"	7.48"	0.709"	
50-180	5	132S		H728	2½" (65)	2" (50)	47.244"	0.787"	45.669"	6.614"	7.087"	14.567"	9.843"	18.504"
							11.811"	-	9.055"	3.937"	10.236"	7.48"	0.709"	
50-180	5	132M		H729	2½" (65)	2" (50)	51.181"	0.787"	49.606"	6.614"	7.087"	14.567"	9.843"	20.669"
							11.811"	-	9.055"	3.937"	10.236"	7.48"	0.709"	
50-180	5	160M		H778	2½" (65)	2" (50)	55.118"	0.787"	53.543"	6.614"	7.087"	14.567"	9.843"	25.394"
							13.78"	-	11.024"	3.937"	10.236"	7.48"	0.709"	
50-180	5	160L		H730	2½" (65)	2" (50)	55.118"	0.787"	53.543"	6.614"	7.087"	14.567"	9.843"	26.575"
							13.78"	-	11.024"	3.937"	10.236"	7.48"	0.709"	
50-180	5	180M		H731	2½" (65)	2" (50)	55.118"	0.787"	53.543"	6.614"	7.087"	14.567"	9.843"	27.953"
							13.78"	-	11.024"	3.937"	11.024"	7.48"	0.709"	
50-180	5	200L		H732	2½" (65)	2" (50)	59.055"	0.787"	57.48"	6.614"	7.087"	14.567"	9.843"	31.496"
							15.748"	-	12.598"	4.331"	12.205"	7.48"	0.709"	
50-180	5	225M	2	H733	2½" (65)	2" (50)	55.906"	9.449"	37.008"	6.024"	7.087"	14.567"	9.843"	34.252"
							-	22.835"	21.26"	0.984"	11.811"	7.48"	0.709"	

# Dimensions Arrangement E

Type	Stages	Motor size	Poles	Code	DNS	DND	I1	I2	I3	a2	f	a1	e	~K
							b1	b2	b3	h3	h1	g	s	
50-180	5	250M		H762	2½" (65)	2" (50)	63.78"	11.024"	41.732"	6.024"	7.087"	14.567"	9.843"	38.976"
							-	24.803"	23.228"	0.984"	13.189"	7.48"	0.709"	
50-180	6	112M		H734N	2½" (65)	2" (50)	51.181"	0.787"	49.606"	6.614"	7.087"	17.205"	9.843"	15.748"
							11.811"	-	9.055"	3.937"	10.236"	7.48"	0.709"	
50-180	6	132S		H735	2½" (65)	2" (50)	51.181"	0.787"	49.606"	6.614"	7.087"	17.205"	9.843"	18.504"
							11.811"	-	9.055"	3.937"	10.236"	7.48"	0.709"	
50-180	6	132M		H736	2½" (65)	2" (50)	51.181"	0.787"	49.606"	6.614"	7.087"	17.205"	9.843"	20.669"
							11.811"	-	9.055"	3.937"	10.236"	7.48"	0.709"	
50-180	6	160M		H777	2½" (65)	2" (50)	55.118"	0.787"	53.543"	6.614"	7.087"	17.205"	9.843"	25.394"
							13.78"	-	11.024"	3.937"	10.236"	7.48"	0.709"	
50-180	6	180M		H737	2½" (65)	2" (50)	59.055"	0.787"	57.48"	6.614"	7.087"	17.205"	9.843"	27.953"
							13.78"	-	11.024"	3.937"	11.024"	7.48"	0.709"	
50-180	6	200L		H738	2½" (65)	2" (50)	59.055"	0.787"	57.48"	6.614"	7.087"	17.205"	9.843"	31.496"
							15.748"	-	12.598"	4.331"	12.205"	7.48"	0.709"	
50-180	6	225M	2	H739	2½" (65)	2" (50)	63.78"	11.024"	41.732"	6.024"	7.087"	17.205"	9.843"	34.252"
							-	22.835"	21.26"	0.984"	11.811"	7.48"	0.709"	
50-180	6	250M		H740	2½" (65)	2" (50)	63.78"	11.024"	41.732"	6.024"	7.087"	17.205"	9.843"	38.976"
							-	24.803"	23.228"	0.984"	13.189"	7.48"	0.709"	
50-180	6	280S		H763	2½" (65)	2" (50)	63.78"	11.024"	41.732"	6.024"	7.087"	17.205"	9.843"	42.323"
							-	27.559"	25.984"	0.984"	14.37"	7.48"	0.709"	
50-180	6	280M		H786	2½" (65)	2" (50)	71.654"	12.205"	47.244"	6.024"	7.087"	17.205"	9.843"	44.291"
							-	27.559"	25.984"	0.984"	14.37"	7.48"	0.709"	
50-180	7	112M		H741N	2½" (65)	2" (50)	55.118"	0.787"	53.543"	6.614"	7.087"	19.843"	9.843"	15.748"
							11.811"	-	9.055"	3.937"	10.236"	7.48"	0.709"	
50-180	7	132S		H742	2½" (65)	2" (50)	55.118"	0.787"	53.543"	6.614"	7.087"	19.843"	9.843"	18.504"
							11.811"	-	9.055"	3.937"	10.236"	7.48"	0.709"	
50-180	7	132M		H743	2½" (65)	2" (50)	55.118"	0.787"	53.543"	6.614"	7.087"	19.843"	9.843"	20.669"
							11.811"	-	9.055"	3.937"	10.236"	7.48"	0.709"	
50-180	7	160M		H744	2½" (65)	2" (50)	59.055"	0.787"	57.48"	6.614"	7.087"	19.843"	9.843"	25.394"
							13.78"	-	11.024"	3.937"	10.236"	7.48"	0.709"	
50-180	7	200L		H745	2½" (65)	2" (50)	62.992"	0.787"	61.417"	6.614"	7.087"	19.843"	9.843"	31.496"
							15.748"	-	12.598"	4.331"	12.205"	7.48"	0.709"	
50-180	7	225M	2	H746	2½" (65)	2" (50)	63.78"	11.024"	41.732"	6.024"	7.087"	19.843"	9.843"	34.252"
							-	22.835"	21.26"	0.984"	11.811"	7.48"	0.709"	
50-180	7	250M		H747	2½" (65)	2" (50)	71.654"	12.205"	47.244"	6.024"	7.087"	19.843"	9.843"	38.976"
							-	24.803"	23.228"	0.984"	13.189"	7.48"	0.709"	
50-180	7	280S		H748	2½" (65)	2" (50)	71.654"	12.205"	47.244"	6.024"	7.087"	19.843"	9.843"	42.323"
							-	27.559"	25.984"	0.984"	14.37"	7.48"	0.709"	
50-180	8	132S		H749	2½" (65)	2" (50)	55.118"	0.787"	53.543"	6.614"	7.087"	22.48"	9.843"	18.504"
							11.811"	-	9.055"	3.937"	10.236"	7.48"	0.709"	
50-180	8	132M		H750	2½" (65)	2" (50)	59.055"	0.787"	57.48"	6.614"	7.087"	22.48"	9.843"	20.669"
							11.811"	-	9.055"	3.937"	10.236"	7.48"	0.709"	
50-180	8	160M		H751	2½" (65)	2" (50)	62.992"	0.787"	61.417"	6.614"	7.087"	22.48"	9.843"	25.394"
							13.78"	-	11.024"	3.937"	10.236"	7.48"	0.709"	
50-180	8	160L		H752	2½" (65)	2" (50)	62.992"	0.787"	61.417"	6.614"	7.087"	22.48"	9.843"	26.575"
							13.78"	-	11.024"	3.937"	10.236"	7.48"	0.709"	

# Dimensions

## Arrangement E

Up to motor size 200L

From motor size 225S

**Suction and discharge connection**  
Flange connections according to EN 1092-2, PN10-40. ANSI on request.

y = Number of bores

DN	PN	D	k	d2	y
1¼" (32)	10-40	5.512"	3.937"	0.709"	0.157"
1½" (40)	10-40	5.906"	4.331"	0.709"	0.157"
2" (50)	10-40	6.496"	4.921"	0.709"	0.157"
2½" (65)	10-16	7.283"	5.709"	0.709"	0.157"
2½" (65)	25-40	7.283"	5.709"	0.709"	0.315"
3" (80)	10-40	7.874"	6.299"	0.709"	0.315"

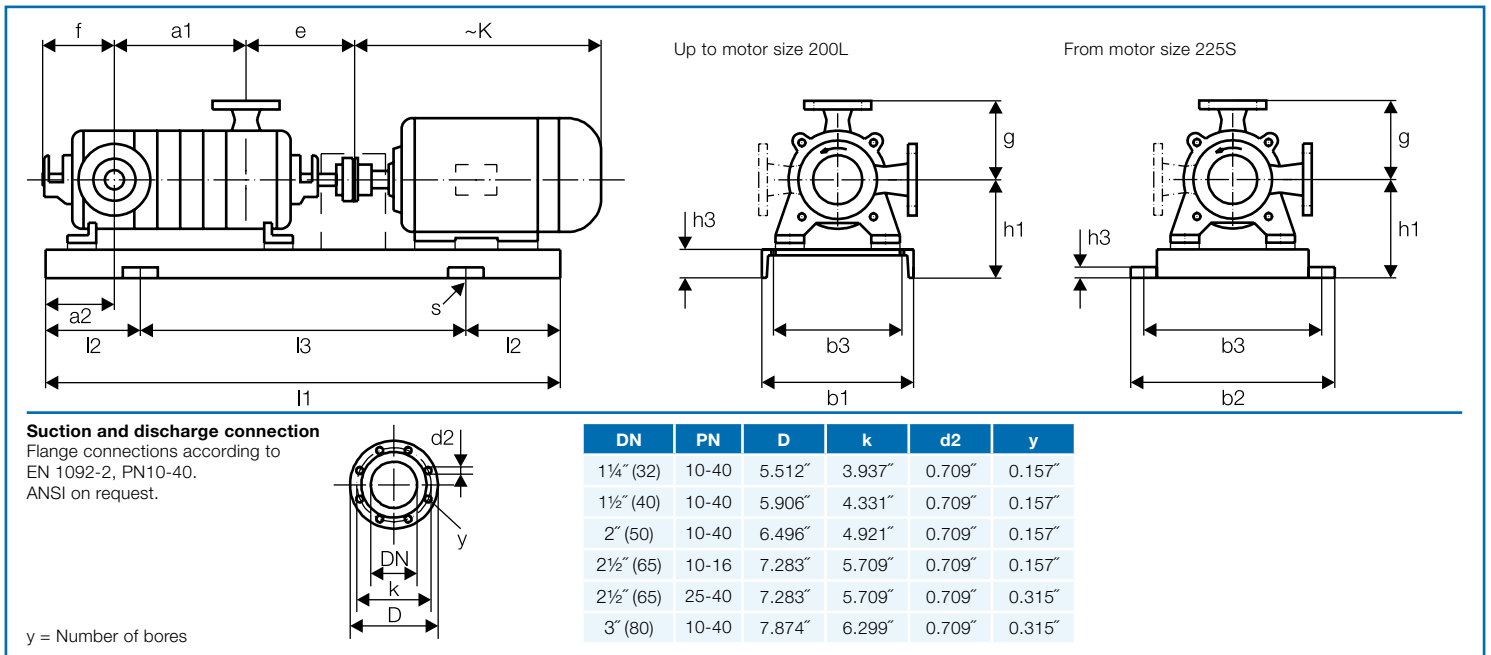
Type	Stages	Motor size	Poles	Code	DNS	DND	l1	l2	l3	a2	f	a1	e	~K
							b1	b2	b3	h3	h1	g	s	
50-180	8	180M		H787	2½" (65)	2" (50)	62.992"	0.787"	61.417"	6.614"	7.087"	22.48"	9.843"	27.953"
							13.78"	-	11.024"	3.937"	11.024"	7.48"	0.709"	
50-180	8	200L		H753	2½" (65)	2" (50)	66.929"	0.787"	65.354"	6.614"	7.087"	22.48"	9.843"	31.496"
							15.748"	-	12.598"	4.331"	12.205"	7.48"	0.709"	
50-180	8	225M	2	H754	2½" (65)	2" (50)	63.78"	11.024"	41.732"	6.024"	7.087"	22.48"	9.843"	34.252"
							-	22.835"	21.26"	0.984"	11.811"	7.48"	0.709"	
50-180	8	250M		H755	2½" (65)	2" (50)	71.654"	12.205"	47.244"	6.024"	7.087"	22.48"	9.843"	38.976"
							-	24.803"	23.228"	0.984"	13.189"	7.48"	0.709"	
50-180	8	280S		H756	2½" (65)	2" (50)	71.654"	12.205"	47.244"	6.024"	7.087"	22.48"	9.843"	42.323"
							-	27.559"	25.984"	0.984"	14.37"	7.48"	0.709"	
50-180	8	280M		H782	2½" (65)	2" (50)	71.654"	12.205"	47.244"	6.024"	7.087"	22.48"	9.843"	44.291"
							-	27.559"	25.984"	0.984"	14.37"	7.48"	0.709"	
50-180	9	132S		H757	2½" (65)	2" (50)	59.055"	0.787"	57.48"	6.614"	7.087"	25.118"	9.843"	18.504"
							11.811"	-	9.055"	3.937"	10.236"	7.48"	0.709"	
50-180	9	132M		H758	2½" (65)	2" (50)	59.055"	0.787"	57.48"	6.614"	7.087"	25.118"	9.843"	20.669"
							11.811"	-	9.055"	3.937"	10.236"	7.48"	0.709"	
50-180	9	160M		H759	2½" (65)	2" (50)	62.992"	0.787"	61.417"	6.614"	7.087"	25.118"	9.843"	25.394"
							13.78"	-	11.024"	3.937"	10.236"	7.48"	0.709"	
50-180	9	160L		H760	2½" (65)	2" (50)	66.929"	0.787"	65.354"	6.614"	7.087"	25.118"	9.843"	26.575"
							13.78"	-	11.024"	3.937"	10.236"	7.48"	0.709"	
50-180	9	280S		H784	2½" (65)	2" (50)	71.654"	12.205"	47.244"	6.024"	7.087"	25.118"	9.843"	42.323"
							-	27.559"	25.984"	0.984"	14.37"	7.48"	0.709"	
50-180	9	280M		H785	2½" (65)	2" (50)	79.528"	12.992"	53.543"	6.024"	7.087"	25.118"	9.843"	44.291"
							-	27.559"	25.984"	0.984"	14.961"	7.48"	0.709"	
50-180	10	132M		H764	2½" (65)	2" (50)	62.992"	0.787"	61.417"	6.614"	7.087"	27.756"	9.843"	20.669"
							11.811"	-	9.055"	3.937"	10.236"	7.48"	0.709"	

# Dimensions Arrangement E

Type	Stages	Motor size	Poles	Code	DNS	DND	I1	I2	I3	a2	f	a1	e	~K
							b1	b2	b3	h3	h1	g	s	
50-180	10	160M		H765	2½" (65)	2" (50)	66.929"	0.787"	65.354"	6.614"	7.087"	27.756"	9.843"	25.394"
							13.78"	-	11.024"	3.937"	10.236"	7.48"	0.709"	
50-180	10	160L		H766	2½" (65)	2" (50)	66.929"	0.787"	65.354"	6.614"	7.087"	27.756"	9.843"	26.575"
							13.78"	-	11.024"	3.937"	10.236"	7.48"	0.709"	
50-180	11	132M		H767	2½" (65)	2" (50)	66.929"	0.787"	65.354"	6.614"	7.087"	30.394"	9.843"	20.669"
							11.811"	-	9.055"	3.937"	10.236"	7.48"	0.709"	
50-180	11	160M		H768	2½" (65)	2" (50)	70.866"	0.787"	69.291"	6.614"	7.087"	30.394"	9.843"	25.394"
							13.78"	-	11.024"	3.937"	10.236"	7.48"	0.709"	
50-180	11	160L		H769	2½" (65)	2" (50)	70.866"	0.787"	69.291"	6.614"	7.087"	30.394"	9.843"	26.575"
							13.78"	-	11.024"	3.937"	10.236"	7.48"	0.709"	
50-180	11	180M		H770	2½" (65)	2" (50)	70.866"	0.787"	69.291"	6.614"	7.087"	30.394"	9.843"	27.953"
							13.78"	-	11.024"	3.937"	11.024"	7.48"	0.709"	
50-180	12	160M		H771	2½" (65)	2" (50)	70.866"	0.787"	69.291"	6.614"	7.087"	33.031"	9.843"	25.394"
							13.78"	-	11.024"	3.937"	10.236"	7.48"	0.709"	
50-180	12	160L		H772	2½" (65)	2" (50)	74.803"	0.787"	73.228"	6.614"	7.087"	33.031"	9.843"	26.575"
							13.78"	-	11.024"	3.937"	10.236"	7.48"	0.709"	
50-180	12	180M		H773	2½" (65)	2" (50)	74.803"	0.787"	73.228"	6.614"	7.087"	33.031"	9.843"	27.953"
							13.78"	-	11.024"	3.937"	11.024"	7.48"	0.709"	
50-180	13	160M		H774	2½" (65)	2" (50)	74.803"	0.787"	73.228"	6.614"	7.087"	35.669"	9.843"	25.394"
							13.78"	-	11.024"	3.937"	10.236"	7.48"	0.709"	
50-180	13	160L		H775	2½" (65)	2" (50)	74.803"	0.787"	73.228"	6.614"	7.087"	35.669"	9.843"	26.575"
							13.78"	-	11.024"	3.937"	10.236"	7.48"	0.709"	
50-180	13	180M		H776	2½" (65)	2" (50)	74.803"	0.787"	73.228"	6.614"	7.087"	35.669"	9.843"	27.953"
							13.78"	-	11.024"	3.937"	11.024"	7.48"	0.709"	
50-180	13	180L		H780	2½" (65)	2" (50)	78.74"	0.787"	77.165"	6.614"	7.087"	35.669"	9.843"	29.528"
							13.78"	-	11.024"	3.937"	11.024"	7.48"	0.709"	
65-205	1	100L		H801N	3" (80)	2½" (65)	43.307"	0.787"	41.732"	7.008"	7.677"	4.921"	10.827"	15.748"
							13.78"	-	11.024"	3.937"	11.024"	8.268"	0.709"	
65-205	1	112M		H802N	3" (80)	2½" (65)	43.307"	0.787"	41.732"	7.008"	7.677"	4.921"	10.827"	15.748"
							13.78"	-	11.024"	3.937"	11.024"	8.268"	0.709"	
65-205	1	160M		H803	3" (80)	2½" (65)	43.307"	0.787"	41.732"	7.008"	7.677"	4.921"	10.827"	25.394"
							13.78"	-	11.024"	3.937"	11.024"	8.268"	0.709"	
65-205	1	160L		H804	3" (80)	2½" (65)	47.244"	0.787"	45.669"	7.008"	7.677"	4.921"	10.827"	26.575"
							13.78"	-	11.024"	3.937"	11.024"	8.268"	0.709"	
65-205	1	180M		H805	3" (80)	2½" (65)	47.244"	0.787"	45.669"	7.008"	7.677"	4.921"	10.827"	27.953"
							13.78"	-	11.024"	3.937"	11.024"	8.268"	0.709"	
65-205	1	200L		H806	3" (80)	2½" (65)	51.181"	0.787"	49.606"	7.008"	7.677"	4.921"	10.827"	31.496"
							15.748"	-	12.598"	4.331"	12.205"	8.268"	0.709"	
65-205	2	100L		H807N	3" (80)	2½" (65)	43.307"	0.787"	41.732"	7.008"	7.677"	7.874"	10.827"	15.748"
							13.78"	-	11.024"	3.937"	11.024"	8.268"	0.709"	
65-205	2	112M		H808N	3" (80)	2½" (65)	43.307"	0.787"	41.732"	7.008"	7.677"	7.874"	10.827"	15.748"
							13.78"	-	11.024"	3.937"	11.024"	8.268"	0.709"	
65-205	2	132S		H809N	3" (80)	2½" (65)	43.307"	0.787"	41.732"	7.008"	7.677"	7.874"	10.827"	18.504"
							13.78"	-	11.024"	3.937"	11.024"	8.268"	0.709"	
65-205	2	132M		H879N	3" (80)	2½" (65)	43.307"	0.787"	41.732"	7.008"	7.677"	7.874"	10.827"	20.669"
							13.78"	-	11.024"	3.937"	11.024"	8.268"	0.709"	

# Dimensions

## Arrangement E



Type	Stages	Motor size	Poles	Code	DNS	DND	l1	l2	l3	a2	f	a1	e	~K
							b1	b2	b3	h3	h1	g	s	
65-205	2	160M		H810	3" (80)	2½" (65)	47.244"	0.787"	45.669"	7.008"	7.677"	7.874"	10.827"	25.394"
							13.78"	-	11.024"	3.937"	11.024"	8.268"	0.709"	
65-205	2	160L		H811	3" (80)	2½" (65)	51.181"	0.787"	49.606"	7.008"	7.677"	7.874"	10.827"	26.575"
							13.78"	-	11.024"	3.937"	11.024"	8.268"	0.709"	
65-205	2	180M		H812	3" (80)	2½" (65)	51.181"	0.787"	49.606"	7.008"	7.677"	7.874"	10.827"	27.953"
							13.78"	-	11.024"	3.937"	11.024"	8.268"	0.709"	
65-205	2	200L		H813	3" (80)	2½" (65)	51.181"	0.787"	49.606"	7.008"	7.677"	7.874"	10.827"	31.496"
							15.748"	-	12.598"	4.331"	12.205"	8.268"	0.709"	
65-205	2	225M	2	H814	3" (80)	2½" (65)	50"	8.465"	33.071"	6.417"	7.677"	7.874"	10.827"	34.252"
							-	22.835"	21.26"	0.984"	11.811"	8.268"	0.709"	
65-205	3	112M		H815N	3" (80)	2½" (65)	47.244"	0.787"	45.669"	7.008"	7.677"	10.827"	10.827"	15.748"
							13.78"	-	11.024"	3.937"	11.024"	8.268"	0.709"	
65-205	3	132S		H816N	3" (80)	2½" (65)	47.244"	0.787"	45.669"	7.008"	7.677"	10.827"	10.827"	18.504"
							13.78"	-	11.024"	3.937"	11.024"	8.268"	0.709"	
65-205	3	132M		H817N	3" (80)	2½" (65)	47.244"	0.787"	45.669"	7.008"	7.677"	10.827"	10.827"	20.669"
							13.78"	-	11.024"	3.937"	11.024"	8.268"	0.709"	
65-205	3	160M		H859	3" (80)	2½" (65)	51.181"	0.787"	49.606"	7.008"	7.677"	10.827"	10.827"	25.394"
							13.78"	-	11.024"	3.937"	11.024"	8.268"	0.709"	
65-205	3	180M		H818	3" (80)	2½" (65)	51.181"	0.787"	49.606"	7.008"	7.677"	10.827"	10.827"	27.953"
							13.78"	-	11.024"	3.937"	11.024"	8.268"	0.709"	
65-205	3	200L		H819	3" (80)	2½" (65)	55.118"	0.787"	53.543"	7.008"	7.677"	10.827"	10.827"	31.496"
							15.748"	-	12.598"	4.331"	12.205"	8.268"	0.709"	
65-205	3	225M	2	H820	3" (80)	2½" (65)	55.906"	9.449"	37.008"	6.417"	7.677"	10.827"	10.827"	34.252"
							-	22.835"	21.26"	0.984"	11.811"	8.268"	0.709"	
65-205	3	250M		H821	3" (80)	2½" (65)	63.78"	11.024"	41.732"	6.417"	7.677"	10.827"	10.827"	38.976"
							-	24.803"	23.228"	0.984"	13.189"	8.268"	0.709"	

# Dimensions Arrangement E

Type	Stages	Motor size	Poles	Code	DNS	DND	I1	I2	I3	a2	f	a1	e	~K
							b1	b2	b3	h3	h1	g	s	
65-205	3	280S		H822	3" (80)	2½" (65)	63.78"	11.024"	41.732"	6.417"	7.677"	10.827"	10.827"	42.323"
							-	27.559"	25.984"	0.984"	14.37"	8.268"	0.709"	
65-205	4	132S		H823N	3" (80)	2½" (65)	51.181"	0.787"	49.606"	7.008"	7.677"	13.78"	10.827"	18.504"
							13.78"	-	11.024"	3.937"	11.024"	8.268"	0.709"	
65-205	4	132M		H824N	3" (80)	2½" (65)	51.181"	0.787"	49.606"	7.008"	7.677"	13.78"	10.827"	20.669"
							13.78"	-	11.024"	3.937"	11.024"	8.268"	0.709"	
65-205	4	160M		H825	3" (80)	2½" (65)	55.118"	0.787"	53.543"	7.008"	7.677"	13.78"	10.827"	25.394"
							13.78"	-	11.024"	3.937"	11.024"	8.268"	0.709"	
65-205	4	200L		H826	3" (80)	2½" (65)	59.055"	0.787"	57.48"	7.008"	7.677"	13.78"	10.827"	31.496"
							15.748"	-	12.598"	4.331"	12.205"	8.268"	0.709"	
65-205	4	225M	2	H827	3" (80)	2½" (65)	55.906"	9.449"	37.008"	6.417"	7.677"	13.78"	10.827"	34.252"
							-	22.835"	21.26"	0.984"	11.811"	8.268"	0.709"	
65-205	4	250M		H828	3" (80)	2½" (65)	63.78"	11.024"	41.732"	6.417"	7.677"	13.78"	10.827"	38.976"
							-	24.803"	23.228"	0.984"	13.189"	8.268"	0.709"	
65-205	4	280 S		H829	3" (80)	2½" (65)	63.78"	11.024"	41.732"	6.417"	7.677"	13.78"	10.827"	42.323"
							-	27.559"	25.984"	0.984"	14.37"	8.268"	0.709"	
65-205	4	280M		H830	3" (80)	2½" (65)	63.78"	11.024"	41.732"	6.417"	7.677"	13.78"	10.827"	44.291"
							-	27.559"	25.984"	0.984"	14.37"	8.268"	0.709"	
65-205	5	132S		H831N	3" (80)	2½" (65)	55.118"	0.787"	53.543"	7.008"	7.677"	16.732"	10.827"	18.504"
							13.78"	-	11.024"	3.937"	11.024"	8.268"	0.709"	
65-205	5	132M		H832N	3" (80)	2½" (65)	55.118"	0.787"	53.543"	7.008"	7.677"	16.732"	10.827"	20.669"
							13.78"	-	11.024"	3.937"	11.024"	8.268"	0.709"	
65-205	5	160M		H833	3" (80)	2½" (65)	55.118"	0.787"	53.543"	7.008"	7.677"	16.732"	10.827"	25.394"
							13.78"	-	11.024"	3.937"	11.024"	8.268"	0.709"	
65-205	5	160L		H834	3" (80)	2½" (65)	59.055"	0.787"	57.48"	7.008"	7.677"	16.732"	10.827"	26.575"
							13.78"	-	11.024"	3.937"	11.024"	8.268"	0.709"	
65-205	5	180M		H881	3" (80)	2½" (65)	59.055"	0.787"	57.48"	7.008"	7.677"	16.732"	10.827"	27.953"
							13.78"	-	11.024"	3.937"	11.024"	8.268"	0.709"	
65-205	5	200L		H835	3" (80)	2½" (65)	62.992"	0.787"	61.417"	7.008"	7.677"	16.732"	10.827"	31.496"
							15.748"	-	12.598"	4.331"	12.205"	8.268"	0.709"	
65-205	5	225M	2	H836	3" (80)	2½" (65)	63.78"	11.024"	41.732"	6.417"	7.677"	16.732"	10.827"	34.252"
							-	22.835"	21.26"	0.984"	11.811"	8.268"	0.709"	
65-205	5	250M		H837	3" (80)	2½" (65)	63.78"	11.024"	41.732"	6.417"	7.677"	16.732"	10.827"	38.976"
							-	24.803"	23.228"	0.984"	13.189"	8.268"	0.709"	
65-205	5	280S		H838	3" (80)	2½" (65)	71.654"	12.205"	47.244"	6.417"	7.677"	16.732"	10.827"	42.323"
							-	27.559"	25.984"	0.984"	14.37"	8.268"	0.709"	
65-205	5	280M		H839	3" (80)	2½" (65)	71.654"	12.205"	47.244"	6.417"	7.677"	16.732"	10.827"	44.291"
							-	27.559"	25.984"	0.984"	14.37"	8.268"	0.709"	
65-205	5	315S	2	H840	3" (80)	2½" (65)	71.654"	12.205"	47.244"	6.417"	7.677"	16.732"	10.827"	46.063"
							-	30.315"	28.74"	0.984"	15.748"	8.268"	0.709"	
65-205	6	132M		H841N	3" (80)	2½" (65)	55.118"	0.787"	53.543"	7.008"	7.677"	19.685"	10.827"	20.669"
							13.78"	-	11.024"	3.937"	11.024"	8.268"	0.709"	
65-205	6	160M		H842	3" (80)	2½" (65)	59.055"	0.787"	57.48"	7.008"	7.677"	19.685"	10.827"	25.394"
							13.78"	-	11.024"	3.937"	11.024"	8.268"	0.709"	
65-205	6	160L		H843	3" (80)	2½" (65)	62.992"	0.787"	61.417"	7.008"	7.677"	19.685"	10.827"	26.575"
							13.78"	-	11.024"	3.937"	11.024"	8.268"	0.709"	



# Dimensions

## Arrangement E

Up to motor size 200L

From motor size 225S

**Suction and discharge connection**  
 Flange connections according to EN 1092-2, PN10-40. ANSI on request.

DN	PN	D	k	d2	y
1¼" (32)	10-40	5.512"	3.937"	0.709"	0.157"
1½" (40)	10-40	5.906"	4.331"	0.709"	0.157"
2" (50)	10-40	6.496"	4.921"	0.709"	0.157"
2½" (65)	10-16	7.283"	5.709"	0.709"	0.157"
2½" (65)	25-40	7.283"	5.709"	0.709"	0.315"
3" (80)	10-40	7.874"	6.299"	0.709"	0.315"

y = Number of bores

Type	Stages	Motor size	Poles	Code	DNS	DND	l1	l2	l3	a2	f	a1	e	~K
							b1	b2	b3	h3	h1	g	s	
65-205	6	180M		H844	3" (80)	2½" (65)	62.992"	0.787"	61.417"	7.008"	7.677"	19.685"	10.827"	27.953"
							13.78"	-	11.024"	3.937"	11.024"	8.268"	0.709"	
65-205	6	225M	2	H845	3" (80)	2½" (65)	63.78"	11.024"	41.732"	6.417"	7.677"	19.685"	10.827"	34.252"
							-	22.835"	21.26"	0.984"	11.811"	8.268"	0.709"	
65-205	6	250M		H846	3" (80)	2½" (65)	71.654"	12.205"	47.244"	6.417"	7.677"	19.685"	10.827"	38.976"
							-	24.803"	23.228"	0.984"	13.189"	8.268"	0.709"	
65-205	6	280S		H847	3" (80)	2½" (65)	71.654"	12.205"	47.244"	6.417"	7.677"	19.685"	10.827"	42.323"
							-	27.559"	25.984"	0.984"	14.37"	8.268"	0.709"	
65-205	6	280M		H848	3" (80)	2½" (65)	71.654"	12.205"	47.244"	6.417"	7.677"	19.685"	10.827"	44.291"
							-	27.559"	25.984"	0.984"	14.37"	8.268"	0.709"	
65-205	6	315S	2	H849	3" (80)	2½" (65)	71.654"	12.205"	47.244"	6.417"	7.677"	19.685"	10.827"	46.063"
							-	30.315"	28.74"	0.984"	15.748"	8.268"	0.709"	
65-205	7	132M		H850N	3" (80)	2½" (65)	59.055"	0.787"	57.48"	7.008"	7.677"	22.638"	10.827"	20.669"
							13.78"	-	11.024"	3.937"	11.024"	8.268"	0.709"	
65-205	7	160M		H851	3" (80)	2½" (65)	62.992"	0.787"	61.417"	7.008"	7.677"	22.638"	10.827"	25.394"
							13.78"	-	11.024"	3.937"	11.024"	8.268"	0.709"	
65-205	7	160L		H852	3" (80)	2½" (65)	62.992"	0.787"	61.417"	7.008"	7.677"	22.638"	10.827"	26.575"
							13.78"	-	11.024"	3.937"	11.024"	8.268"	0.709"	
65-205	7	180M		H853	3" (80)	2½" (65)	62.992"	0.787"	61.417"	7.008"	7.677"	22.638"	10.827"	27.953"
							13.78"	-	11.024"	3.937"	11.024"	8.268"	0.709"	
65-205	7	180L		H854	3" (80)	2½" (65)	66.929"	0.787"	65.354"	7.008"	7.677"	22.638"	10.827"	29.528"
							13.78"	-	11.024"	3.937"	11.024"	8.268"	0.709"	
65-205	7	250M		H855	3" (80)	2½" (65)	71.654"	12.205"	47.244"	6.417"	7.677"	22.638"	10.827"	38.976"
							-	24.803"	23.228"	0.984"	13.189"	8.268"	0.709"	
65-205	7	280S		H856	3" (80)	2½" (65)	71.654"	12.205"	47.244"	6.417"	7.677"	22.638"	10.827"	42.323"
							-	27.559"	25.984"	0.984"	14.37"	8.268"	0.709"	

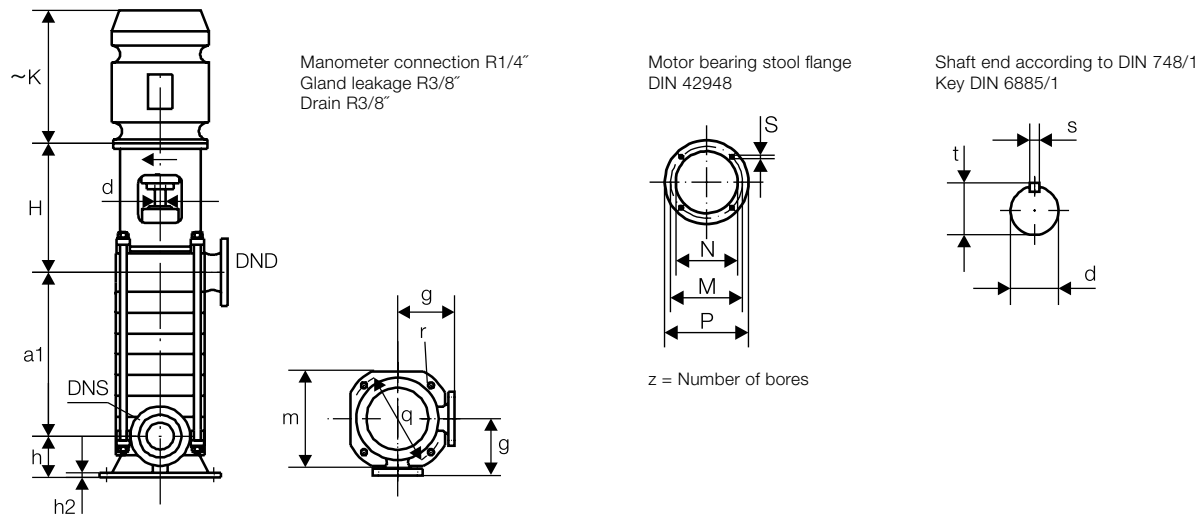


# Dimensions Arrangement E

Type	Stages	Motor size	Poles	Code	DNS	DND	I1	I2	I3	a2	f	a1	e	~K
							b1	b2	b3	h3	h1	g	s	
65-205	7	280M		H857	3" (80)	2½" (65)	79.528"	12.992"	53.543"	6.417"	7.677"	22.638"	10.827"	44.291"
							-	27.559"	25.984"	0.984"	14.961"	8.268"	0.709"	
65-205	7	315S	2	H858	3" (80)	2½" (65)	79.528"	12.992"	53.543"	6.417"	7.677"	22.638"	10.827"	46.063"
							-	30.315"	28.74"	0.984"	16.732"	8.268"	0.709"	
65-205	8	160M		H860	3" (80)	2½" (65)	66.929"	0.787"	65.354"	7.008"	7.677"	25.591"	10.827"	25.394"
							13.78"	-	11.024"	3.937"	11.024"	8.268"	0.709"	
65-205	8	160L		H861	3" (80)	2½" (65)	66.929"	0.787"	65.354"	7.008"	7.677"	25.591"	10.827"	26.575"
							13.78"	-	11.024"	3.937"	11.024"	8.268"	0.709"	
65-205	8	180M		H862	3" (80)	2½" (65)	66.929"	0.787"	65.354"	7.008"	7.677"	25.591"	10.827"	27.953"
							13.78"	-	11.024"	3.937"	11.024"	8.268"	0.709"	
65-205	8	180L		H863	3" (80)	2½" (65)	66.929"	0.787"	65.354"	7.008"	7.677"	25.591"	10.827"	29.528"
							13.78"	-	11.024"	3.937"	11.024"	8.268"	0.709"	
65-205	8	200L		H880	3" (80)	2½" (65)	70.866"	0.787"	69.291"	7.008"	7.677"	25.591"	10.827"	31.496"
							15.748"	-	12.598"	4.331"	12.205"	8.268"	0.709"	
65-205	9	160M		H864	3" (80)	2½" (65)	66.929"	0.787"	65.354"	7.008"	7.677"	28.543"	10.827"	25.394"
							13.78"	-	11.024"	3.937"	11.024"	8.268"	0.709"	
65-205	9	160L		H865	3" (80)	2½" (65)	70.866"	0.787"	69.291"	7.008"	7.677"	28.543"	10.827"	26.575"
							13.78"	-	11.024"	3.937"	11.024"	8.268"	0.709"	
65-205	9	180M		H866	3" (80)	2½" (65)	70.866"	0.787"	69.291"	7.008"	7.677"	28.543"	10.827"	27.953"
							13.78"	-	11.024"	3.937"	11.024"	8.268"	0.709"	
65-205	9	180L		H867	3" (80)	2½" (65)	70.866"	0.787"	69.291"	7.008"	7.677"	28.543"	10.827"	29.528"
							13.78"	-	11.024"	3.937"	11.024"	8.268"	0.709"	
65-205	9	200L		H868	3" (80)	2½" (65)	74.803"	0.787"	73.228"	7.008"	7.677"	28.543"	10.827"	31.496"
							15.748"	-	12.598"	4.331"	12.205"	8.268"	0.709"	
65-205	10	160M		H869	3" (80)	2½" (65)	70.866"	0.787"	69.291"	7.008"	7.677"	31.496"	10.827"	25.394"
							13.78"	-	11.024"	3.937"	11.024"	8.268"	0.709"	
65-205	10	160L		H870	3" (80)	2½" (65)	70.866"	0.787"	69.291"	7.008"	7.677"	31.496"	10.827"	26.575"
							13.78"	-	11.024"	3.937"	11.024"	8.268"	0.709"	
65-205	10	180M		H871	3" (80)	2½" (65)	74.803"	0.787"	73.228"	7.008"	7.677"	31.496"	10.827"	27.953"
							13.78"	-	11.024"	3.937"	11.024"	8.268"	0.709"	
65-205	10	180L		H872	3" (80)	2½" (65)	74.803"	0.787"	73.228"	7.008"	7.677"	31.496"	10.827"	29.528"
							13.78"	-	11.024"	3.937"	11.024"	8.268"	0.709"	
65-205	10	200L		H873	3" (80)	2½" (65)	74.803"	0.787"	73.228"	7.008"	7.677"	31.496"	10.827"	31.496"
							15.748"	-	12.598"	4.331"	12.205"	8.268"	0.709"	
65-205	11	160M		H878	3" (80)	2½" (65)	74.803"	0.787"	73.228"	7.008"	7.677"	34.449"	10.827"	25.394"
							13.78"	-	11.024"	3.937"	11.024"	8.268"	0.709"	
65-205	11	160L		H874	3" (80)	2½" (65)	74.803"	0.787"	73.228"	7.008"	7.677"	34.449"	10.827"	26.575"
							13.78"	-	11.024"	3.937"	11.024"	8.268"	0.709"	
65-205	11	180M		H875	3" (80)	2½" (65)	74.803"	0.787"	73.228"	7.008"	7.677"	34.449"	10.827"	27.953"
							13.78"	-	11.024"	3.937"	11.024"	8.268"	0.709"	
65-205	11	180L		H876	3" (80)	2½" (65)	78.74"	0.787"	77.165"	7.008"	7.677"	34.449"	10.827"	29.528"
							13.78"	-	11.024"	3.937"	11.024"	8.268"	0.709"	
65-205	11	200L		H877	3" (80)	2½" (65)	78.74"	0.787"	77.165"	7.008"	7.677"	34.449"	10.827"	31.496"
							15.748"	-	12.598"	4.331"	12.205"	8.268"	0.709"	
65-205	11	225S	4	H883	3" (80)	2½" (65)	79.528"	12.992"	53.543"	6.417"	7.677"	34.449"	10.827"	32.677"
							-	22.835"	21.26"	0.984"	12.598"	8.268"	0.709"	

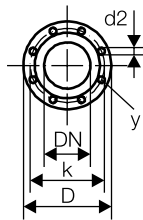
# Dimensions

## Arrangement S



### Suction and discharge connection

Flange connections according to EN 1092-2, PN10-40.  
ANSI on request.



y = Number of bores

DN	PN	D	k	d2	y
1¼" (32)	10-40	5.512"	3.937"	0.709"	0.157"
1½" (40)	10-40	5.906"	4.331"	0.709"	0.157"
2" (50)	10-40	6.496"	4.921"	0.709"	0.157"
2½" (65)	10-16	7.283"	5.709"	0.709"	0.157"
2½" (65)	25-40	7.283"	5.709"	0.709"	0.315"
3" (80)	10-40	7.874"	6.299"	0.709"	0.315"

### Dimension »a1« for number of stages

Type	DNS	DND	1	2	3	4	5	6	7	8	9	10	11	12	13	14
32-135	1½" (40)	1¼" (32)	83	131	179	227	275	323	371	419	467	515	563	611	659	707
40-155	2" (50)	1½" (40)	90	145	200	255	310	365	420	475	530	585	640	695	750	805
50-180	2½" (65)	2" (50)	102	169	236	303	370	437	504	571	638	705	772	839	906	
65-205	3" (80)	2½" (65)	125	200	275	350	425	500	575	650	725	800	875			

Type	h	h2	m	g	q	r	d	t	s	P	M	N	H	S	z
32-135	4,134"	0,906"	11,811"	6,496"	11,811"	0,709"	0,984"	1,102"	0,315"	7,874"	6,496"	5,118"	8,661"	M 10	0,157"
										9,843"	8,465"	7,087"	9,055"	M 12	0,157"
										11,811"	10,433"	9,055"	9,843"	M 12	0,157"
										13,78"	11,811"	9,843"	11,024"	Ø 18	0,157"
										15,748"	13,78"	11,811"	11,024"	Ø 18	0,157"
40-155	4,134"	0,906"	11,811"	6,693"	11,811"	0,709"	0,984"	1,102"	0,315"	7,874"	6,496"	5,118"	8,661"	M 10	0,157"
										9,843"	8,465"	7,087"	9,055"	M 12	0,157"
										11,811"	10,433"	9,055"	9,843"	M 12	0,157"
										13,78"	11,811"	9,843"	11,024"	Ø 18	0,157"
										15,748"	13,78"	11,811"	11,024"	Ø 18	0,157"
										17,717"	15,748"	13,78"	11,024"	Ø 18	0,315"

# Dimensions

## Arrangement S

Type	h	h2	m	g	q	r	d	t	s	P	M	N	H	S	z
50-180	4,724"	0,906"	13,78"	7,48"	13,78"	0,709"	1,181"	1,299"	0,315"	9,843"	8,465"	7,087"	9,646"	M 12	0,157"
										11,811"	10,433"	9,055"	10,433"	M 12	0,157"
										13,78"	11,811"	9,843"	11,614"	M 16	0,157"
										15,748"	13,78"	11,811"	11,614"	Ø 18	0,157"
										17,717"	15,748"	13,78"	11,614"	Ø 18	0,315"
										21,654"	19,685"	17,717"	12,795"	Ø 18	0,315"
65-205	5,118"	0,906"	13,78"	8,268"	13,78"	0,709"	1,378"	1,496"	0,394"	9,843"	8,465"	7,087"	9,646"	M 12	0,157"
										11,811"	10,433"	9,055"	10,433"	M 12	0,157"
										13,78"	11,811"	9,843"	11,614"	M 16	0,157"
										15,748"	13,78"	11,811"	11,614"	Ø 18	0,157"
										17,717"	15,748"	13,78"	11,614"	Ø 18	0,315"
										21,654"	19,685"	17,717"	12,795"	Ø 18	0,315"
										25,984"	23,622"	21,654"	12,795"	Ø 23	0,315"

Nominal motor power [kW]		Motor size	Flange	Motor length -K	
1450 rpm	2900 rpm			1450 rpm	2900 rpm
0,55 / 0,75	0,75 / 1,1	80	7,874" (200)	9,843"	9,843"
1,1	1,5	90S	7,874" (200)	11,811"	11,811"
1,5	2,2	90L	7,874" (200)	11,811"	11,811"
2,2 / 3	3	100L	9,843" (250)	12,992"	12,992"
4	4	112M	9,843" (250)	13,78"	13,78"
5,5	5,5 / 7,5	132S	11,811" (300)	15,354"	15,354"
7,5		132M	11,811" (300)	16,929"	16,929"
11	11 / 15	160M	13,78" (350)	20,866"	20,866"
15	18,5	160L	13,78" (350)	22,441"	22,441"
18,5	22	180M	13,78" (350)	23,622"	23,622"
22	-	180L	13,78" (350)	25,197"	25,197"
30	30 / 37	200L	15,748" (400)	27,559"	27,559"
37	-	225S	17,717" (450)	-	28,74"
45	45	225M	17,717" (450)	28,74"	28,74"
55	55	250M	21,654" (550)	31,89"	31,89"
75	75	280S	21,654" (550)	37,008"	37,795"
90	90	280M	21,654" (550)	38,78"	39,764"
110	110	315S	25,984" (660)	40,945"	41,339"

Authorized Distributor:

[www.trimcorph.com](http://www.trimcorph.com)

**TRIMCOR** TRIUMPH MACHINERY CORPORATION  
**THE PUMP, MOTOR & DRIVES SPECIALIST**

